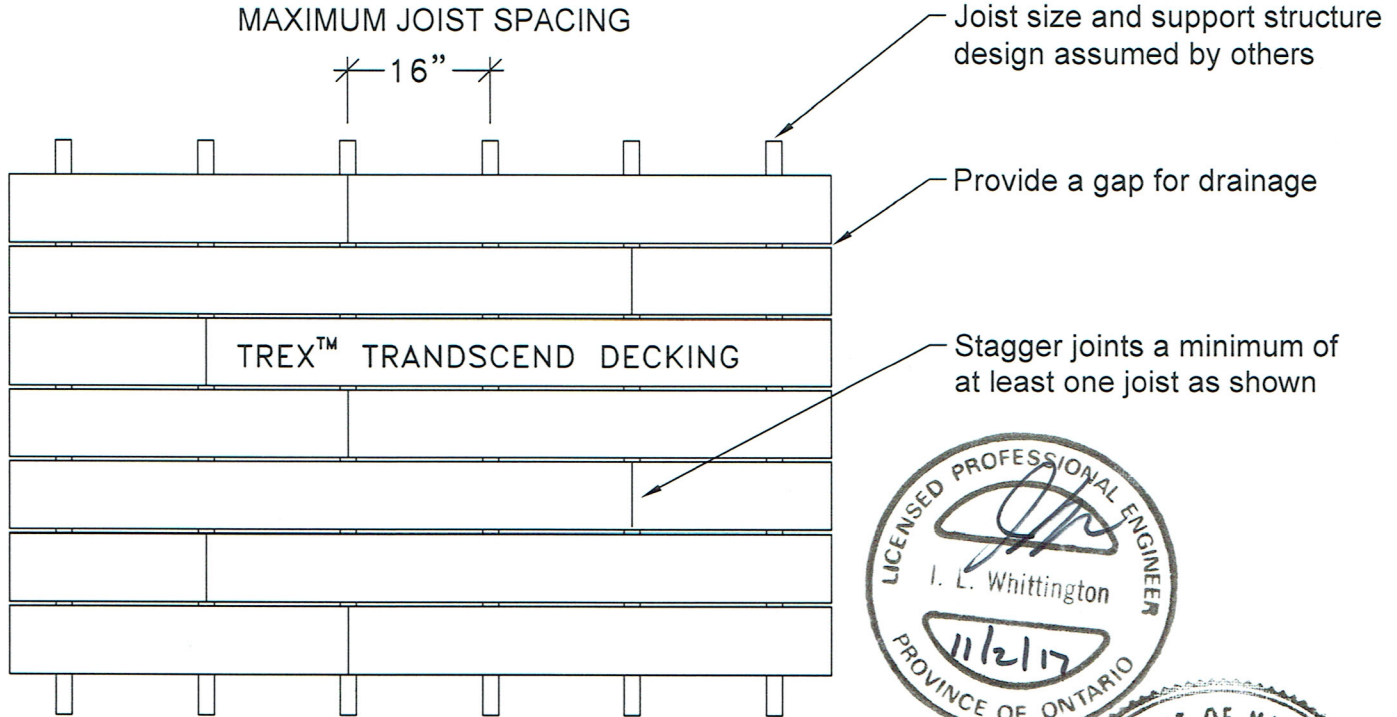


TREX[™] TRANSCEND DECKING



MAXIMUM JOIST SPACING

16"



TREX[™] TRANSCEND DECKING

Trex[™] shall span a minimum of three (3) joists and fastened at each joist



NOTES:

- Maximum joist spacing listed for decks with a maximum specified live load of 100 PSF
- Specified loads of greater than 100 PSF need to be reviewed by designer
- Not to be used in areas where the temperature exceeds 54.4 degrees Celsius
- Maximum spans listed above limited to a L/360 total load deflection
- Support structure including joist sizes assumed designed by others
- Install decking with gaps to ensure proper drainage. DO NOT install Trex[™] Transcend decking directly to concrete, patios or membranes where water can be trapped beneath the decking material.
- Fasten Trex[™] Transcend decking to support joist with appropriate corrosion resistant deck fastener (screws/ nails/ mechanical connection)
- typ. Trex[™] Transcend decking board 1" thick x 5.5" wide
- Longitudinal slip resistance is > 0.5 as per ASTM F1679-04 test.