


Trex®



RAILING
WORKBOOK



THIS PAGE
railing: Reveal in Charcoal Black with Trex
post sleeves in Vintage Lantern
decking: Transcend in Lava Rock & Tiki Torch

FRONT COVER
railing: Transcend in Classic White
with Tree House cocktail rail
decking: Transcend in Spiced Rum & Vintage Lantern

The Trex® Railing Lineup

Compare design options, materials and more.

TrexTranscend®

HIGH-PERFORMANCE COMPOSITE RAILING

railing: Transcend in Classic White
with Island Mist cocktail rail

Rails:

Crown Top Rail

Universal Top Rail

Universal Bottom Rail

Baluster Options:

1 Square

2 Colonial

3 Round Aluminum

4 Square Aluminum

Post:

Trex Composite Post Sleeve

TrexReveal®

ALUMINUM RAILING

railing: Reveal in Charcoal Black

Rails:

Top Rail

Bottom Rail

Baluster Options:

Round Aluminum

Square Aluminum

Post Options:

1 Trex Composite Post Sleeve

2 Aluminum Post w/ Cap & Skirt

3 Aluminum Crossover Post

Railing as easy as 1-2-3 (4-5)

You know wherever there's decking, there's railing. But traditionally, that's meant either a stick-built wooden version, an early-generation composite railing combo or a white PVC model. In other words, not much variety.

Instead, Trex has a better way to build railing: with modular components. A simple step-by-step process helps you choose the basic elements of railing in not-so-basic materials, finishes and colors. What follows are details on our three distinct lines—Trex Transcend®, Trex Reveal® and Trex Select®—including every rail, baluster and post sleeve to help you build the most durable, most luxurious railing around.

TrexSelect®

HIGH-PERFORMANCE COMPOSITE RAILING

railing: Select in Classic White

Rails:

Top Rail

Bottom Rail

Baluster:

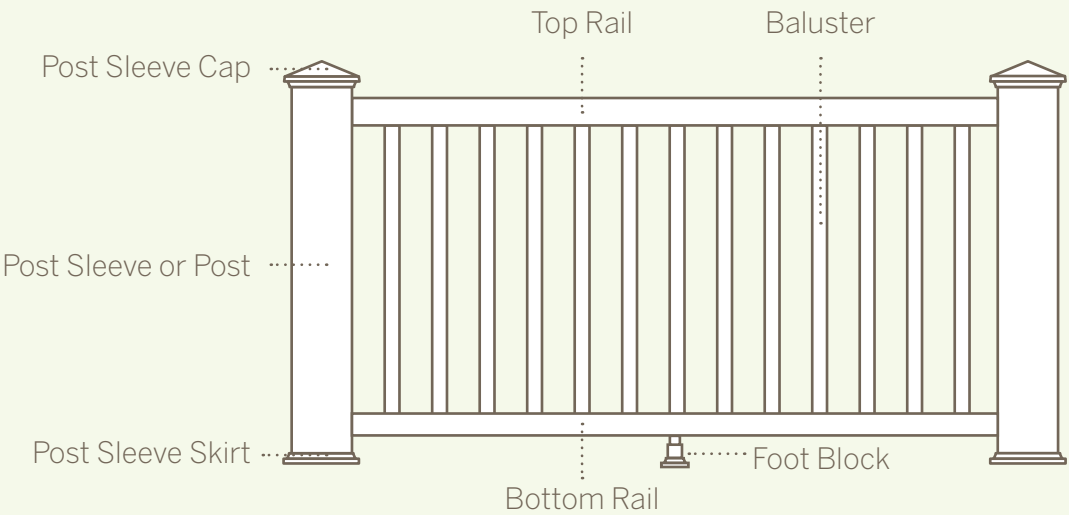
Square

Post:

Trex Composite Post Sleeve

Railing—a lot easier than it looks

Each section of Trex railing is comprised of the pieces shown below. On the following pages, we designate these components with a numbered process (3-step or 5-step) for easy tracking as you plan.

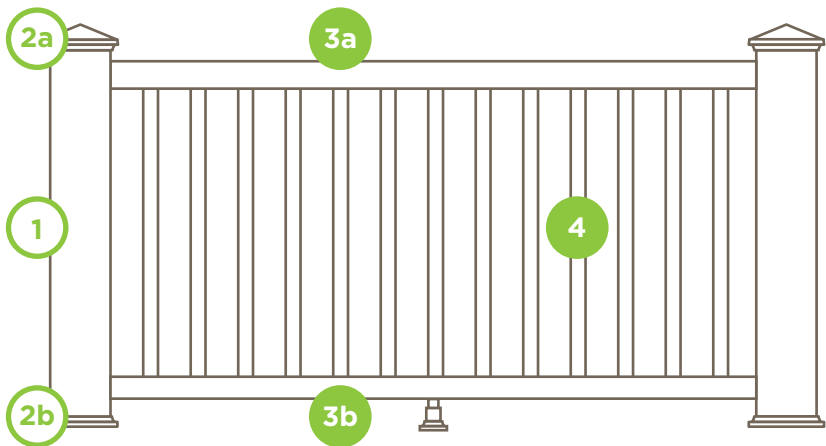


- TREX POST COMPONENTS
- TRANSCEND RAILING
- REVEAL RAILING
- TREX SELECT RAILING



High design, myriad options

For those projects that demand the very best, Transcend railing offers the widest assortment of customizable components with the most color options—seven in all.



Here's how:
Transcend is a 5-step process. Choose Trex post sleeves, caps and skirts (steps 1 & 2). Then choose rails and balusters for a custom design (steps 3-5).

Transcend also offers a simple, 3-step option if you choose a rail & baluster kit in Classic White.

5 ACCESSORY INFILL KIT
(Foot blocks, baluster spacers and hardware to match your rail color)

Trex Component Options

Trex post sleeves, post sleeve caps and post sleeve skirts are the starting points of our railing lines. They are available in the seven Transcend railing colors.

1

POST SLEEVE

2a

POST SLEEVE CAP

Flat

Pyramid

Available with or without Deck Lighting

2b

POST SLEEVE SKIRT

AVAILABLE COLORS

Transcend Component Options

3a

TOP RAILS

Crown

Universal (Top with a 2 x 4 deck board to create a cocktail rail)

3b

BOTTOM RAIL

Universal

4

BALUSTERS

Square Composite

Colonial

Round Aluminum

Square Aluminum

Glass panel kits also available (glass sold separately)

AVAILABLE COLORS



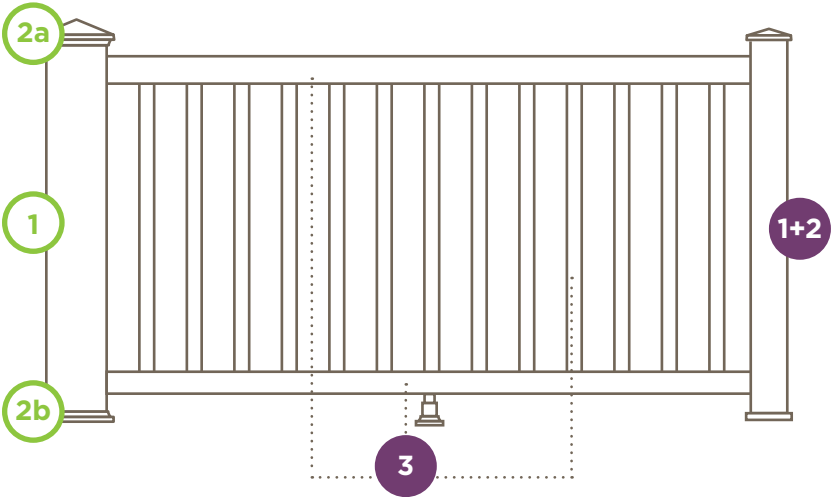
**Minimalist style,
maximum strength**

Aluminum’s superior strength enables the minimalist design of Trex Reveal, perfected by a choice of three timeless colors.



**Vinyl price,
composite performance**

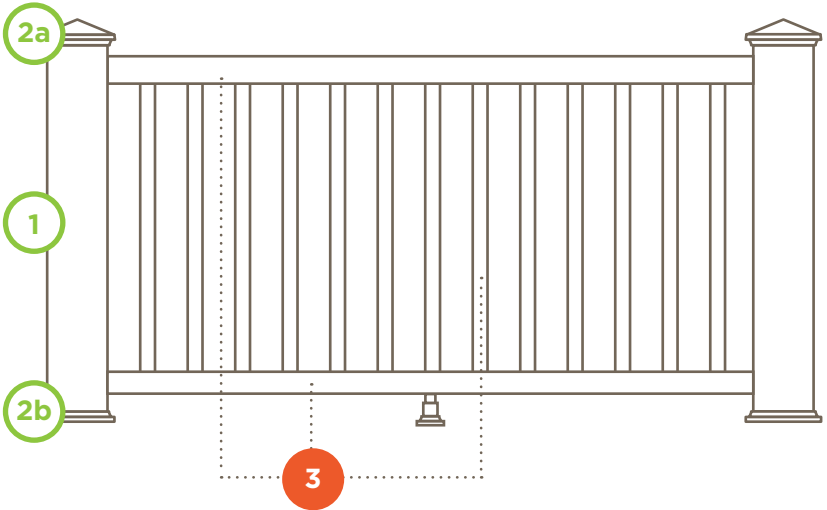
With singular top and bottom rails, square balusters and a go-with-anything Classic White color, Trex Select composite railing borrows the conventional style and low price point of traditional vinyl, without sacrificing durability.



Here’s how:
Trex Reveal is a 3-step process. Choose Reveal aluminum posts (which include a cap* & skirt) for steps 1 & 2, and pair with a rail & baluster kit (step 3).

OR
Choose Trex composite post sleeves, caps and skirts for steps 1 & 2, and pair with a Reveal rail & baluster kit (step 3).

* Crossover posts (pictured below) do not include a post cap.



Here’s how:
Trex Select is a 3-step process. Choose Trex post sleeves, caps and skirts (steps 1 & 2) and pair with a Select rail & baluster kit (step 3).

Reveal Component Options

1+2

ALUMINUM POSTS

Crossover

Traditional

The top rail is installed *on top* of crossover posts to create a continuous graspable handrail.

The top rail is installed *between* traditional posts, which include an attached post cap.

3

RAIL & BALUSTER KITS

Top Rail

Round Baluster

Square Baluster

Bottom Rail

AVAILABLE COLORS

Select Components

3

RAIL & BALUSTER KIT

Top Rail

Square Baluster

Bottom Rail

AVAILABLE COLOR

Trex railing offers

MORE
COLORS


MORE
STYLES

MORE
OPTIONS

MORE
DURABILITY

than any railing out there

Flip open to explore sample combinations



railing: Transcend in Classic White & Vintage
Lantern with round aluminum balusters
decking: Transcend in Tiki Torch &
Vintage Lantern

*Still, we couldn't resist sharing 11 of our
favorite combinations to get you started,
all inside.*

- » all with superior split, rot, peel, splinter and termite resistance
- » no painting or staining required
- » Trex composites can be curved for one-of-a kind, luxurious designs
- » all can be built with Trex® OutdoorLighting™
- » all backed by a Trex 25-Year Limited Residential Warranty

◀ Flip open to explore sample combinations

- 1 Trex post sleeves in Tree House
- 2a Trex flat post sleeve caps in Tree House
- 2b Trex post sleeve skirts in Tree House
- 3a Transcend Crown top rails in Tree House
- 3b Transcend Universal bottom rails in Tree House
- 4 Transcend square balusters in Vintage Lantern
- 5 Transcend accessory infill kit in Tree House

A close-up view of a curved wooden deck railing. The railing features white balusters and a dark metal handrail. The deck is made of wooden planks, and the background shows a green lawn and trees.

- 1 Trex post sleeves in Classic White
- 2a Trex flat post sleeve caps in Classic White with Trex DeckLighting
- 2b Trex post sleeve skirts in Classic White
- 3a Transcend Crown top rails in Vintage Lantern
- 3b Transcend Universal bottom rails in Vintage Lantern
- 4 Transcend round aluminum balusters in Charcoal Black
- 5 Transcend accessory infill kit in Vintage Lantern

Also featuring Trex® OutdoorLighting™ recessed deck light

- 1 Trex post sleeves in Classic White
- 2a Trex flat post sleeve caps in Classic White
- 2b Trex post sleeve skirts in Classic White
- 3a Transcend Crown top rails in Classic White
- 3b Transcend Universal bottom rails in Classic White
- 4 Transcend colonial spindles in Classic White
- 5 Transcend accessory infill kit in Classic White

- 1 Trex post sleeves in Classic White
- 2a Trex pyramid post sleeve caps in Classic White
- 2b Trex post sleeve skirts in Classic White
- 3a Transcend Universal top rails in Classic White with a Tree House square edge 2 x 4 board as a cocktail rail
- 3b Transcend Universal bottom rails in Classic White
- 4 Transcend square balusters in Classic White
- 5 Transcend accessory infill kit in Classic White

Also featuring Trex OutdoorLighting
deck rail light

- 1 Trex post sleeves in Classic White
- 2a Trex pyramid post sleeve caps in Classic White with Trex DeckLighting
- 2b Trex post sleeve skirts in Classic White
- 3a Transcend Crown top rails in Charcoal Black
- 3b Transcend Universal bottom rails in Charcoal Black
- 4 Transcend square balusters in Charcoal Black
- 5 Transcend accessory infill kit in Charcoal Black

- 1 Trex post sleeves in Classic White
- 2a Trex flat post sleeve caps in Classic White with Trex DeckLighting
- 2b Trex post sleeve skirts in Classic White
- 3a Transcend Universal top rails in Classic White with a Fire Pit square edge 2 x 4 board as a cocktail rail
- 3b Transcend Universal bottom rails in Classic White
- 4 Glass Panels*
- 5 Transcend glass panel accessory kit in Classic White

- 1 Trex post sleeves in Vintage Lantern
- 2a Trex flat post sleeve caps in Vintage Lantern with Trex DeckLighting
- 2b Trex post sleeve skirts in Vintage Lantern
- 3 Trex Reveal rail & baluster kit with square balusters in Charcoal Black

Transcend decking in Lava Rock and Tiki Torch

1+2 Reveal traditional posts in Bronze

3 Reveal rail & baluster kit with square balusters in Bronze

Transcend decking in Havana Gold and Spiced Rum

- 1+2 Reveal crossover posts in Charcoal Black
- 3 Reveal rail & baluster kit with square balusters in Charcoal Black

Transcend decking in Gravel Path

- 1 Trex post sleeves in Classic White
- 2a Trex flat post sleeve caps in Classic White
- 2b Trex post sleeve skirts in Classic White
- 3 Trex Select rail & baluster kit in Classic White

Select decking in Saddle and Winchester Grey

- 1 Trex post sleeves in Vintage Lantern
- 2a Trex flat post sleeve caps in Vintage Lantern
- 2b Trex post sleeve skirts in Vintage Lantern
- 3 Select rail & baluster kit in Classic White

Select decking in Woodland Brown



deck lighting: Stair riser lights, post cap lights and deck rail lights

The bright idea

With the dimmable glow of four lighting options, you can create the right mood lighting right under the moonlight.

- Deck Lighting**
- » Recessed deck lights
 - » Stair riser lights
 - » Post cap lights
 - » Deck rail lights

Here’s how:

Choose a post cap light instead of our traditional post sleeve cap for Step 2a.

Add deck rail lights to illuminate Trex post sleeves.

Recessed deck lights and stair riser lights can be used on decking and stairs as an additional accent.

Make easy installation even easier with the helpful resource videos available on trex.com

- » Energy-efficient Cree® LEDs give off long-lasting illumination*
- » Sophisticated fixtures create custom lighting effects and designs
- » Trex LightHub® connection system makes set-up a snap for DIYers
- » Protected under warranty for years of outdoor use**



CREE

*Cree® is a registered trademark of Cree, Inc.

**For the terms of warranties on Trex® OutdoorLighting™, visit trex.com

Deck Lighting Options

POST CAP LIGHTS

Flat

Pyramid

AVAILABLE COLORS

DECK RAIL LIGHTS

RECESSED DECK LIGHTS

STAIR RISER LIGHTS

Resources



Want to give your railing designs a test run?

Start with our online resources. You'll find useful tools and features to help your outdoor-living visions see the light of day.

Download and start dreaming.



	BALUSTER TYPE	APPLICATION	PER 6' SECTION	PER 8' SECTION
TRANSCEND	Square Composite & Colonial	Horizontal	13	18
	Square Composite & Colonial	Stair	11	15
	Square & Round Aluminum	Horizontal	15	20
	Square & Round Aluminum	Stair	12	16
REVEAL	Square & Round	Horizontal	15	20
	Square & Round	Stair	13	17
SELECT	Square	Horizontal	13	18
	Square	Stair	11	15

TREX TRANSCEND RAILING

Charcoal Black Classic White

Fire Pit Gravel Path

Rope Swing Tree House

Vintage Lantern

TREX REVEAL ALUMINUM RAILING

Charcoal Black Classic White

Bronze

TREX SELECT RAILING

Classic White

railing: Reveal in Bronze with
square aluminum balusters
decking: Transcend in Havana Gold



FRAMING | DECKING | RAILING | LIGHTING | FASCIA | STORAGE | FURNITURE | PERGOLA | DRAINAGE

FIND US ON



Trex®

Engineering What's Next in Outdoor Living™

Visit **trex.com** or call **1-800-BUY-TREX**



© 2015 Trex Company, Inc. All rights reserved. Trex®, the Trex logo, Trex Transcend®, Trex Select®, Trex Reveal®, Trex Enhance®, Trex LightHub® and Trex® OutdoorLighting™ are either federally registered trademarks, trademarks or trade dress of Trex Company, Inc., Winchester, Virginia.