

UNDERLAYMENTS

Specialty Retail



PERFORMANCE
ACCESSORIES

The perfect finishing touch for any floor.

PLATINUM™ UNDERLAYMENT AND VAPOR BARRIER for Resilient / Vinyl and Floating Floors

EASY TO SELL

Platinum™ 1.5 mm

FAST AND SIMPLE INSTALLATION

- Ultra-Dense 1.5 mm fan fold design, grid pattern for precise cutting, and pretaped edges = quicker install.

EXCELLENT SOUND REDUCTION

- IIC rating of 72.

DESIGNED FOR VINYL FLOORS

- Compatible with all other floating floors.

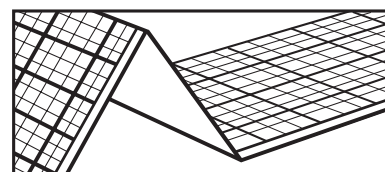
PROUDLY MADE IN THE USA

- Backed by a limited lifetime warranty.


EASY TO INSTALL

Installation is as easy as 1, 2, 3.

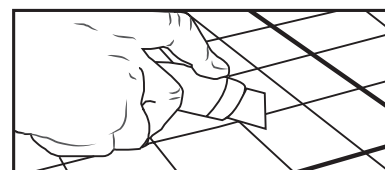
1. Unfold and lay with moisture barrier layer face down against the subfloor. Ensure tape strip side faces the wall and overlapping lip faces into the room.




2. Lay second row of underlayment next to the first, butting the foam together tightly and overlapping the moisture barrier lip. Do not overlap the foam.



3. Trim easily with cutting grid. Remove tape liner from second row and secure it to the overlapping moisture barrier. Press firmly to ensure a tight bond.



ORDER INFO



Inventory Style Number	In Wide/Pc	In Long/Pc	Sq Ft	Thickness	IIC	STC	Vapor Barrier	Core Material	Surface Materials
VU39	48"	300"	100 sq ft	1.5 mm	72	66	Yes	Polypropylene Foam	Metalized PET



0514KL | 06/2025

The perfect finishing touch for any floor.

