

**PRODUCT SPECIFICATIONS**

Construction .....	Glazed Ceramic
Use .....	Residential
Finish .....	Matte
Application(s) .....	Floor/Wall/Backsplash/Countertop
Edge .....	Pressed
Installation* .....	3/16"
Shade Variation .....	V2
D.C.O.F. (Slip Resistance) .....	≥ 0.42
P.E.I. (Wear Resistance) .....	3
Scratch Hardness .....	5
Frost Resistance .....	Not Resistant



Sizes are Nominal. Dyelot & Texture variations are inherent characteristics of this product.

**AVAILABLE SIZES**



12" x 24"



12" x 12"



18" x 18"



3" x 3"



3" x 12" BN

\*Recommended Grout Joint: 3/16" (Overlap should not exceed 33% when installing tile with a length 15" or greater in a staggered brick-joint pattern.)



**PRODUCT SPECIFICATIONS**

Construction .....	Glazed Ceramic
Use .....	Residential
Finish .....	Matte
Application(s) .....	Floor/Wall/Backsplash/Countertop
Edge .....	Pressed
Installation* .....	3/16"
Shade Variation .....	V2
D.C.O.F. (Slip Resistance) .....	≥ 0.42
P.E.I. (Wear Resistance) .....	3
Scratch Hardness .....	5
Frost Resistance .....	Not Resistant




Sizes are Nominal. Dye lot & Texture variations are inherent characteristics of this product.

**AVAILABLE SIZES**



12" x 24"



12" x 12"



18" x 18"



3" x 3"



3" x 12" BN

\*Recommended Grout Joint: 3/16" (Overlap should not exceed 33% when installing tile with a length 15" or greater in a staggered brick-joint pattern.)



**PRODUCT SPECIFICATIONS**

Construction .....	Glazed Ceramic
Use .....	Residential
Finish .....	Matte
Application(s) .....	Floor/Wall/Backsplash/Countertop
Edge .....	Pressed
Installation* .....	3/16"
Shade Variation .....	V2
D.C.O.F. (Slip Resistance) .....	≥ 0.42
P.E.I. (Wear Resistance) .....	3
Scratch Hardness .....	5
Frost Resistance .....	Not Resistant




Sizes are Nominal. Dye lot & Texture variations are inherent characteristics of this product.


**AVAILABLE SIZES**



12" x 24"



12" x 12"



18" x 18"



3" x 3"



3" x 12" BN

\*Recommended Grout Joint: 3/16" (Overlap should not exceed 33% when installing tile with a length 15" or greater in a staggered brick-joint pattern.)



COLOR NAME	COLOR NUMBER	MASTER SIZE CODE	NORMAL SIZING	BACKING	SF/CTN	PCS/CTN	LBS/CTN	UOM/PLT	UOM	PART#
Crystal White	MC15	1224	12x24	FT	13.78	7.00	50.71	826.80	SF	P17811
Crystal White	MC15	1818	18x18	FT	19.60	9.00	59.52	862.40	SF	P17808
Crystal White	MC15	1212	12x12	FT	20.00	20.00	60.60	1020.00	SF	P17540
Crystal White	MC15	S43C9	3x12	BN	-	36.00	27.50	-	PC	P17537
Crystal White	MC15	33MS	3x3	SH	16.00	16.00	40.96	1152.00	SH	P17534
Stonewash Gray	MC16	1224	12x24	FT	13.78	7.00	50.71	826.80	SF	P17812
Stonewash Gray	MC16	1818	18x18	FT	19.60	9.00	59.52	862.40	SF	P17809
Stonewash Gray	MC16	1212	12x12	FT	20.00	20.00	60.60	1020.00	SF	P17541
Stonewash Gray	MC16	S43C9	3x12	BN	-	36.00	27.50	-	PC	P17538
Stonewash Gray	MC16	33MS	3x3	SH	16.00	16.00	40.96	1152.00	SH	P17535
Canvas Beige	MC17	1224	12x24	FT	13.78	7.00	50.71	826.80	SF	P17813
Canvas Beige	MC17	1818	18x18	FT	19.60	9.00	59.52	862.40	SF	P17810
Canvas Beige	MC17	1212	12x12	FT	20.00	20.00	60.60	1020.00	SF	P17542
Canvas Beige	MC17	S43C9	3x12	BN	-	36.00	27.50	-	PC	P17539
Canvas Beige	MC17	33MS	3x3	SH	16.00	16.00	40.96	1152.00	SH	P17536

**FOR MORE INFORMATION, VISIT [MOHAWKBUILD.COM](http://MOHAWKBUILD.COM)**