


**PRODUCT SPECIFICATIONS**

Construction .....	Glazed Porcelain
Use .....	Residential
Finish .....	Matte
Application(s) .....	Floor/Wall/Backsplash/Countertop
Edge .....	Pressed
Installation* .....	3/16"
Shade Variation .....	V3
D.C.O.F. (Slip Resistance) .....	≥0.42
P.E.I. (Wear Resistance) .....	3
Scratch Hardness .....	7
Frost Resistance .....	Resistant



Sizes are Nominal. Dye lot & Texture variations are inherent characteristics of this product.

**AVAILABLE SIZES**



24" x 24"

\*Recommended Grout Joint: 3/16" (Overlap should not exceed 33% when installing tile with a length 15" or greater in a staggered brick-joint pattern.)




**PRODUCT SPECIFICATIONS**

Construction .....	Glazed Porcelain
Use .....	Residential
Finish .....	Matte
Application(s) .....	Floor/Wall/Backsplash/Countertop
Edge .....	Pressed
Installation* .....	3/16"
Shade Variation .....	V3
D.C.O.F. (Slip Resistance) .....	≥0.42
P.E.I. (Wear Resistance) .....	3
Scratch Hardness .....	7
Frost Resistance .....	Resistant



Sizes are Nominal. Dye lot & Texture variations are inherent characteristics of this product.

**AVAILABLE SIZES**



24" x 24"

\*Recommended Grout Joint: 3/16" (Overlap should not exceed 33% when installing tile with a length 15" or greater in a staggered brick-joint pattern.)




**PRODUCT SPECIFICATIONS**

Construction .....	Glazed Porcelain
Use .....	Residential
Finish .....	Matte
Application(s) .....	Floor/Wall/Backsplash/Countertop
Edge .....	Pressed
Installation* .....	3/16"
Shade Variation .....	V3
D.C.O.F. (Slip Resistance) .....	≥0.42
P.E.I. (Wear Resistance) .....	3
Scratch Hardness .....	7
Frost Resistance .....	Resistant



Sizes are Nominal. Dye lot & Texture variations are inherent characteristics of this product.

**AVAILABLE SIZES**



24" x 24"

\*Recommended Grout Joint: 3/16" (Overlap should not exceed 33% when installing tile with a length 15" or greater in a staggered brick-joint pattern.)




**PRODUCT SPECIFICATIONS**

Construction .....	Glazed Porcelain
Use .....	Residential
Finish .....	Matte
Application(s) .....	Floor/Wall/Backsplash/Countertop
Edge .....	Pressed
Installation* .....	3/16"
Shade Variation .....	V3
D.C.O.F. (Slip Resistance) .....	≥0.42
P.E.I. (Wear Resistance) .....	3
Scratch Hardness .....	7
Frost Resistance .....	Resistant



Sizes are Nominal. Dye lot & Texture variations are inherent characteristics of this product.

**AVAILABLE SIZES**



24" x 24"

\*Recommended Grout Joint: 3/16" (Overlap should not exceed 33% when installing tile with a length 15" or greater in a staggered brick-joint pattern.)



COLOR NAME	COLOR NUMBER	MASTER SIZE CODE	NORMAL SIZING	BACKING	SF/CTN	PCS/CTN	LBS/CTN	UOM/PLT	UOM	PART#
Stone works	CF30	2424	24x24	FT	15.93	4.00	68.00	477.90	SF	P17828
Tudor Beige	CF31	2424	24x24	FT	15.93	4.00	68.00	477.90	SF	P17829
Cathedral Stone	CF32	2424	24x24	FT	15.93	4.00	68.00	477.90	SF	P17830
Monarch White	CF33	2424	24x24	FT	15.93	4.00	68.00	477.90	SF	P17831

**FOR MORE INFORMATION, VISIT [MOHAWKBUILD.COM](https://www.mohawkbuild.com)**