

PRODUCT SPECIFICATIONS

Construction	Floor-Glazed Porcelain, Wave Wall Tile-Ceramic
Use	Residential
Finish	Matte & Polished
Application(s)	Floor/Wall/Backsplash/Countertop, Wave-Wall/ Backsplash
Edge	TruEdge™
Installation*	1/8"
Shade Variation	V3
D.C.O.F. (Slip Resistance)	Matte - ≥ 0.42 ; Polished - < 0.42
P.E.I. (Wear Resistance)	3
Scratch Hardness	Matte - 8; Polished - 5
Frost Resistance	Floor -Resistant, Wave WT - Not Resistant




Sizes are Nominal. Dyelot & Texture variations are inherent characteristics of this product.

AVAILABLE SIZES



12" x 24"
Porcelain Flat Matte
Porcelain Flat Polished
Ceramic Wave Polished



24" x 24"



32" x 32"



2" x 6"
POLISHED
ONLY



2" x 2"
MATTE ONLY



3" x 12" BN

*Recommended grout joint: 1/8" (3/16" when installing tile with a length 15" or greater in a staggered brick-joint pattern; overlap should not exceed 33%.)



PRODUCT SPECIFICATIONS

Construction	Floor-Glazed Porcelain, Wave Wall Tile-Ceramic
Use	Residential
Finish	Matte & Polished
Application(s)	Floor/Wall/Backsplash/Countertop, Wave-Wall/ Backsplash
Edge	TruEdge™
Installation*	1/8"
Shade Variation	V3
D.C.O.F. (Slip Resistance)	Matte - ≥ 0.42 ; Polished - < 0.42
P.E.I. (Wear Resistance)	3
Scratch Hardness	Matte - 8; Polished - 5
Frost Resistance	Floor -Resistant, Wave WT - Not Resistant




Sizes are Nominal. Dyelot & Texture variations are inherent characteristics of this product.

AVAILABLE SIZES



12" x 24"
Porcelain Flat Matte
Porcelain Flat Polished
Ceramic Wave Polished



24" x 24"



32" x 32"



2" x 6"
POLISHED
ONLY



2" x 2"
MATTE ONLY



3" x 12" BN

*Recommended grout joint: 1/8" (3/16" when installing tile with a length 15" or greater in a staggered brick-joint pattern; overlap should not exceed 33%.)



PRODUCT SPECIFICATIONS

Construction	Floor-Glazed Porcelain, Wave Wall Tile-Ceramic
Use	Residential
Finish	Matte & Polished
Application(s)	Floor/Wall/Backsplash/Countertop, Wave-Wall/ Backsplash
Edge	TruEdge™
Installation*	1/8"
Shade Variation	V3
D.C.O.F. (Slip Resistance)	Matte - ≥ 0.42 ; Polished - < 0.42
P.E.I. (Wear Resistance)	3
Scratch Hardness	Matte - 8; Polished - 5
Frost Resistance	Floor -Resistant, Wave WT - Not Resistant




Sizes are Nominal. Dyelot & Texture variations are inherent characteristics of this product.

AVAILABLE SIZES



12" x 24"
Porcelain Flat Matte
Porcelain Flat Polished
Ceramic Wave Polished



24" x 24"



32" x 32"



2" x 6"
POLISHED
ONLY



2" x 2"
MATTE ONLY



3" x 12" BN

*Recommended grout joint: 1/8" (3/16" when installing tile with a length 15" or greater in a staggered brick-joint pattern; overlap should not exceed 33%.)



COLOR NAME	COLOR NUMBER	MASTER SIZE CODE	NORMAL SIZING	BACKING	SF/CTN	PCS/CTN	LBS/CTN	UOM/PLT	UOM	PART#
Luster White Matte	LN90M	0312M	3x12	BN	-	36	34.20	2880.00	PC	P17804
Luster White Matte	LN90M	1224M	12x24	FT	15.50	8	62.00	620.05	SF	P17795
Luster White Matte	LN90M	2424M	24x24	FT	15.50	4	62.00	620.05	SF	P17792
Luster White Matte	LN90M	3232M	32X32	FT	13.78	2	58.60	578.76	SF	P17798
Luster White Matte	LN90M	22MSM	2x2	SH	9.7	10	39.50	436.50	SH	P17801
Luster White Polished	LN90P	0312G	3x12	BN	-	36	34.20	2880.00	PC	P17789
Luster White Polished	LN90P	1224G	12x24	FT	15.50	8	62.00	620.05	SF	P17777
Luster White Polished	LN90P	2424G	24x24	FT	15.50	4	62.00	620.05	SF	P17774
Luster White Polished	LN90P	3232G	32X32	FT	13.78	2	58.60	578.76	SF	P17783
Luster White Polished	LN90P	26HEXG	2x6	SH	-	10	35.00	450.00	SH	P17786
Luster White Wave Polished	LN90P	1224WG	12x24	WT	9.69	5	31.97	813.96	SF	P17780
Victorian Beige Matte	LN91M	0312M	3x12	BN	-	36	34.20	2880.00	PC	P17805
Victorian Beige Matte	LN91M	1224M	12x24	FT	15.50	8	62.00	620.05	SF	P17796
Victorian Beige Matte	LN91M	2424M	24x24	FT	15.50	4	62.00	620.05	SF	P17793
Victorian Beige Matte	LN91M	3232M	32X32	FT	13.78	2	58.60	578.76	SF	P17799
Victorian Beige Matte	LN91M	22MSM	2x2	SH	9.7	10	39.50	436.50	SH	P17802
Victorian Beige Polished	LN91P	0312G	3x12	BN	-	36	34.20	2880.00	PC	P17790
Victorian Beige Polished	LN91P	1224G	12x24	FT	15.50	8	62.00	620.05	SF	P17778
Victorian Beige Polished	LN91P	2424G	24x24	FT	15.50	4	62.00	620.05	SF	P17775
Victorian Beige Polished	LN91P	3232G	32X32	FT	13.78	2	58.60	578.76	SF	P17784
Victorian Beige Polished	LN91P	26HEXG	2x6	SH	-	10	35.00	450.00	SH	P17787
Victorian Beige Wave Polished	LN91P	1224WG	12x24	WT	9.69	5	31.97	813.96	SF	P17781
Sandcastle Matte	LN92M	0312M	3x12	BN	-	36	34.20	2880.00	PC	P17806
Sandcastle Matte	LN92M	1224M	12x24	FT	15.50	8	62.00	620.05	SF	P17797
Sandcastle Matte	LN92M	2424M	24x24	FT	15.50	4	62.00	620.05	SF	P17794
Sandcastle Matte	LN92M	3232M	32X32	FT	13.78	2	58.60	578.76	SF	P17800
Sandcastle Matte	LN92M	22MSM	2x2	SH	9.7	10	39.50	436.50	SH	P17803
Sandcastle Polished	LN92P	0312G	3x12	BN	-	36	34.20	2880.00	PC	P17791
Sandcastle Polished	LN92P	1224G	12x24	FT	15.50	8	62.00	620.05	SF	P17779
Sandcastle Polished	LN92P	2424G	24x24	FT	15.50	4	62.00	620.05	SF	P17776
Sandcastle Polished	LN92P	3232G	32X32	FT	13.78	2	58.60	578.76	SF	P17785
Sandcastle Polished	LN92P	26HEXG	2x6	SH	-	10	35.00	450.00	SH	P17788
Sandcastle Wave Polished	LN92P	1224WG	12x24	WT	9.69	5	31.97	813.96	SF	P17782

FOR MORE INFORMATION, VISIT MOHAWKBUILD.COM