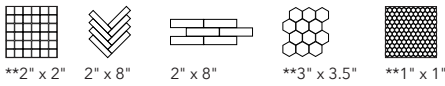


PRODUCT SPECIFICATIONS

Construction	Gres Plain Glaze
Use	Residential
Finish	Matte/Glossy
Application(s)	Matte-Floor/Wall/Backsplash/Countertop; Glossy-Wall/Backsplash/Countertop
Edge	Pressed
Installation*	3/16"
Shade Variation	V1
D.C.O.F. (Slip Resistance)	Matte ≥ 0.42 , Glossy < 0.42
P.E.I. (Wear Resistance)	2
Scratch Hardness	Matte - 5, Glossy - 4
Frost Resistance	Not Resistant

Sizes are Nominal. Dye lot & Texture variations are inherent characteristics of this product.

AVAILABLE SIZES



**Only available in Matte

*Recommended Grout Joint: 3/16" (Overlap should not exceed 33% when installing tile with a length 15" or greater in a staggered brick-joint pattern.)



PRODUCT SPECIFICATIONS

Construction	Gres Plain Glaze
Use	Residential
Finish	Matte
Application(s)	Floor/Wall/Backsplash/Countertop
Edge	Pressed
Installation*	3/16"
Shade Variation	V1
D.C.O.F. (Slip Resistance)	Matte ≥0.42
P.E.I. (Wear Resistance)	2
Scratch Hardness	Matte - 5
Frost Resistance	Not Resistant

Sizes are Nominal. DyeLot & Texture variations are inherent characteristics of this product.

AVAILABLE SIZES



2" x 2"

*Recommended Grout Joint: 3/16" (Overlap should not exceed 33% when installing tile with a length 15" or greater in a staggered brick-joint pattern.)



Installed floor or wall tile may vary from printed image or sample.
T0062_T888P_CSH6M_A

PRODUCT SPECIFICATIONS

Construction	Gres Plain Glaze
Use	Residential
Finish	Matte/Glossy
Application(s)	Matte-Floor/Wall/Backsplash/Countertop; Glossy-Wall/Backsplash/Countertop
Edge	Pressed
Installation*	3/16"
Shade Variation	V1
D.C.O.F. (Slip Resistance)	Matte ≥ 0.42 , Glossy < 0.42
P.E.I. (Wear Resistance)	2
Scratch Hardness	Matte - 5, Glossy - 4
Frost Resistance	Not Resistant

Sizes are Nominal. Dye lot & Texture variations are inherent characteristics of this product.

AVAILABLE SIZES



**2" x 2"



2" x 8"



2" x 8"



**3" x 3.5"



**1" x 1"

**Only available in Matte

*Recommended Grout Joint: 3/16" (Overlap should not exceed 33% when installing tile with a length 15" or greater in a staggered brick-joint pattern.)

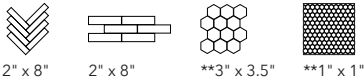


PRODUCT SPECIFICATIONS

Construction	Gres Plain Glaze
Use	Residential
Finish	Matte/Glossy
Application(s)	Matte-Floor/Wall/Backsplash/Countertop; Glossy-Wall/Backsplash/Countertop
Edge	Pressed
Installation*	3/16"
Shade Variation	V1
D.C.O.F. (Slip Resistance)	Matte ≥ 0.42 , Glossy < 0.42
P.E.I. (Wear Resistance)	2
Scratch Hardness	Matte - 5, Glossy - 4
Frost Resistance	Not Resistant

Sizes are Nominal. Dye lot & Texture variations are inherent characteristics of this product.

AVAILABLE SIZES



**Only available in Matte

*Recommended Grout Joint: 3/16" (Overlap should not exceed 33% when installing tile with a length 15" or greater in a staggered brick-joint pattern.)

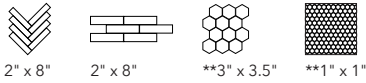


PRODUCT SPECIFICATIONS

Construction	Gres Plain Glaze
Use	Residential
Finish	Matte/Glossy
Application(s)	Matte-Floor/Wall/Backsplash/Countertop; Glossy-Wall/Backsplash/Countertop
Edge	Pressed
Installation*	3/16"
Shade Variation	V1
D.C.O.F. (Slip Resistance)	Matte ≥ 0.42 , Glossy < 0.42
P.E.I. (Wear Resistance)	2
Scratch Hardness	Matte - 5, Glossy - 4
Frost Resistance	Not Resistant

Sizes are Nominal. Dye lot & Texture variations are inherent characteristics of this product.

AVAILABLE SIZES



**Only available in Matte

*Recommended Grout Joint: 3/16" (Overlap should not exceed 33% when installing tile with a length 15" or greater in a staggered brick-joint pattern.)



PRODUCT SPECIFICATIONS

Construction	Gres Plain Glaze
Use	Residential
Finish	Matte
Application(s)	Floor/Wall/Backsplash/Countertop
Edge	Pressed
Installation*	3/16"
Shade Variation	V1
D.C.O.F. (Slip Resistance)	≥0.42
P.E.I. (Wear Resistance)	2
Scratch Hardness	5
Frost Resistance	Not Resistant

Sizes are Nominal. Dye/lot & Texture variations are inherent characteristics of this product.

AVAILABLE SIZES



1" x 2"

*Recommended Grout Joint: 3/16" (Overlap should not exceed 33% when installing tile with a length 15" or greater in a staggered brick-joint pattern.)



PRODUCT SPECIFICATIONS

Construction	Gres Plain Glaze
Use	Residential
Finish	Matte
Application(s)	Floor/Wall/Backsplash/Countertop
Edge	Pressed
Installation*	3/16"
Shade Variation	V1
D.C.O.F. (Slip Resistance)	≥0.42
P.E.I. (Wear Resistance)	2
Scratch Hardness	5
Frost Resistance	Not Resistant

Sizes are Nominal. Dye lot & Texture variations are inherent characteristics of this product.

AVAILABLE SIZES



1" x 2"

*Recommended Grout Joint: 3/16" (Overlap should not exceed 33% when installing tile with a length 15" or greater in a staggered brick-joint pattern.)



STYLE COLOR NAME	COLOR NUMBER	MASTER SIZE CODE	NOMINAL SIZE	BACKING	SF / CTN	PCS / CTN	LBS / CTN	UOM / PLT	UOM	PART NUMBER
White/ Black Matte	CSH0M	BSKWVM	1" x 2"	SH	10.76	11.00	25.85	407.00	SH	P17737
White/ Grey Matte	CSH1M	BSKWVM	1" x 2"	SH	10.76	11.00	25.85	407.00	SH	P17738
White Polished	CSH2G	28BRKG	2" x 8"	SH	10.33	8.00	26.40	384.00	SH	P17759
White Polished	CSH2G	28HRBG	2" x 8"	SH	9.47	11.00	22.66	660.00	SH	P17767
White Matte	CSH2M	1HEXM	1" x 1"	SH	10.76	11.00	25.30	462.00	SH	P17742
White Matte	CSH2M	28BRKM	2" x 8"	SH	10.33	8.00	26.40	384.00	SH	P17755
White Matte	CSH2M	28HRBM	2" x 8"	SH	9.47	11.00	22.66	660.00	SH	P17763
White Matte	CSH2M	3HEXM	3" x 3.5"	SH	6.13	11.00	17.38	462.00	SH	P17746
Black Polished	CSH3G	28BRKG	2" x 8"	SH	10.33	8.00	26.40	384.00	SH	P17756
Black Polished	CSH3G	28HRBG	2" x 8"	SH	9.47	11.00	22.66	660.00	SH	P17764
Black Matte	CSH3M	1HEXM	1" x 1"	SH	10.76	11.00	25.30	462.00	SH	P17739
Black Matte	CSH3M	28BRKM	2" x 8"	SH	10.33	8.00	26.40	384.00	SH	P17752
Black Matte	CSH3M	28HRBM	2" x 8"	SH	9.47	11.00	22.66	660.00	SH	P17760
Black Matte	CSH3M	3HEXM	3" x 3.5"	SH	6.13	11.00	17.38	462.00	SH	P17743
Light Mink Polished	CSH4G	28BRKG	2" x 8"	SH	10.33	8.00	26.40	384.00	SH	P17757
Light Mink Polished	CSH4G	28HRBG	2" x 8"	SH	9.47	11.00	22.66	660.00	SH	P17765
Light Mink Matte	CSH4M	1HEXM	1" x 1"	SH	10.76	11.00	25.30	462.00	SH	P17740
Light Mink Matte	CSH4M	22MSM	2" x 2"	SH	10.76	11.00	36.30	858.00	SH	P17748
Light Mink Matte	CSH4M	28BRKM	2" x 8"	SH	10.33	8.00	26.40	384.00	SH	P17753
Light Mink Matte	CSH4M	28HRBM	2" x 8"	SH	9.47	11.00	22.66	660.00	SH	P17761
Light Mink Matte	CSH4M	3HEXM	3" x 3.5"	SH	6.13	11.00	17.38	462.00	SH	P17744
Dark Grey Polished	CSH5G	28BRKG	2" x 8"	SH	10.33	8.00	26.40	384.00	SH	P17758
Dark Grey Polished	CSH5G	28HRBG	2" x 8"	SH	9.47	11.00	22.66	660.00	SH	P17766
Dark Grey Matte	CSH5M	1HEXM	1" x 1"	SH	10.76	11.00	25.30	462.00	SH	P17741
Dark Grey Matte	CSH5M	22MSM	2" x 2"	SH	10.76	11.00	36.30	858.00	SH	P17749
Dark Grey Matte	CSH5M	28BRKM	2" x 8"	SH	10.33	8.00	26.40	384.00	SH	P17754
Dark Grey Matte	CSH5M	28HRBM	2" x 8"	SH	9.47	11.00	22.66	660.00	SH	P17762
Dark Grey Matte	CSH5M	3HEXM	3" x 3.5"	SH	6.13	11.00	17.38	462.00	SH	P17745
Light Grey Matte	CSH6M	22MSM	2" x 2"	SH	10.76	11.00	36.30	858.00	SH	P17751

FOR MORE INFORMATION, VISIT MOHAWKBUILD.COM