



Mohawk Group

Mohawk Group
160 South Industrial Blvd.
Calhoun, GA. 30701
800.554.6637
mohawkgroup.com

C0181 8PG BROCHR LT

Creative Terrain



Mohawk Group

Creative Terrain

Creative Terrain is exceptionally tough, long lasting and beautiful—a world-class floor that will perform remarkably well in the most extreme conditions. When installed, Creative Terrain offers a nearly seamless terrazzo-like appearance for a timeless, refined design solution.



PERFORMANCE

- Superior durability in the most demanding environments
- High traffic areas in schools, offices and hospitals
- No lamination or wear layer—100% homogenous construction from top to bottom allows this product to be buffed—making it look just like new
- Excellent dimensional stability
- 2,500 PSI—Highest load rating—can withstand weight of medical beds and forklift trucks
- Micro-squaring technology means tighter joints, reduces “dirty mop water seam” between tiles
- Heat weld and flash cove for sanitary seams



SUSTAINABLE

- No detectable VOC emissions



COLOR MATCH


- Color coordinated weld rods can be used for utility or decoratively



MADE IN THE USA

- Made in the USA, offering industry-leading serviceability and supporting our local economies

Learn more at mohawkgroup.com



Creative Terrain, 787 Splinter, 947 Drift, 587 Swell
Cover: Creative Terrain, 787 Splinter, 947 Drift, 785 Slate, 748 Pumice



Creative Terrain, 587 Swell



Creative Terrain, 785 Slate



Creative Terrain

INITIAL 2-STEP HOMOGENEOUS VINYL TILE MAINTENANCE

For optimal visual performance it is very important to follow the specific directions for cleaning Mohawk Group's Homogeneous Vinyl Tile. Proper initial treatment and continued cleaning will help keep your floor looking better longer. Treating it otherwise can negatively impact visual appearance. Mohawk Group ships all required materials for initial setup steps with each HVT order.



STEP ONE

INITIAL DEEP SCRUB CLEANER

HVT Initial Deep Scrub Cleaner is the first step in the overall Mohawk Group HVT Flooring Initial Maintenance System. Used in conjunction with the Mohawk Group Initial Deep Scrub Pad (maroon in color) the Deep Scrub Cleaner deep cleans, preps, and conditions any new Mohawk Group HVT tile floor by thoroughly removing manufacturing residue and creating a uniform visual appearance.



STEP TWO

INITIAL SURFACE CLEANER

Scrub newly installed Creative Terrain tiles with HVT Initial Surface Cleaner. Used in conjunction with the Mohawk Initial Surface Cleaning Pad (natural in color, with black strands) – this product micro-cleans the surface of the tile resulting in a great visual appearance and optimal performance. It should be used only after the HVT Initial Deep Scrub process is completed.



Out of the box, unfinished



Deep scrubbed, unfinished



Initial surface cleaned, finished



Acrylic clear coat, finished

OPTIONAL STEP THREE

DESIRED GLOSS

After initial setup has been completed you may repeat Step 2 as many times as needed to achieve desired gloss level. Commercial acrylic cleaners may also be used after initial setup steps for a quicker gloss process.

Refer to Mohawk Group HVT Installation Instructions for additional information.

REJUVENATION


Creative Terrain's 100% homogenous construction allows this product to be buffed and re-finished – making it look just like new!



Creative Terrain, 587 Swell, 785 Slate

HOW TO ORDER:
CTWR – XXX
↑
COLOR

Creative Terrain Colorways




587 Swell
Weld Rod 535 Surge
Weld Rod 887 Basalt

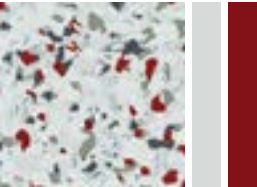


Flash Cove - 587 Swell, 785 Slate, Elemental Edges Cove Stick

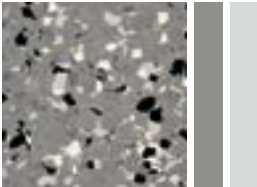
Color coordinated base and accent color weld rods can be implemented as decorative elements in the flooring design.



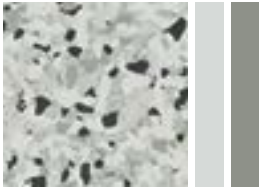
347 Current
Weld Rod 353 Rush
Weld Rod 989 Uprise




743 Surge
Weld Rod 747 Bone
Weld Rod 353 Rush



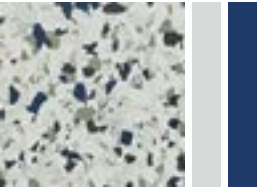
987 Graphite
Weld Rod 887 Basalt
Weld Rod 747 Bone




787 Splinter
Weld Rod 747 Bone
Weld Rod 887 Basalt



547 Cascade
Weld Rod 555 Rapids
Weld Rod 887 Basalt




745 Torrent
Weld Rod 747 Bone
Weld Rod 555 Rapids




647 Marsh
Weld Rod 656 Moor
Weld Rod 887 Basalt




746 Reseda
Weld Rod 747 Bone
Weld Rod 656 Moor



847 Flint
Weld Rod 848 Chert
Weld Rod 717 Swab



748 Pumice
Weld Rod 717 Swab
Weld Rod 848 Chert



785 Slate
Weld Rod 747 Bone
Weld Rod 535 Surge



947 Drift
Weld Rod 989 Uprise
Weld Rod 887 Basalt



Specifications

Creative Terrain (C0181)

DESIGN

Product Type	Homogenous Vinyl Tile
Size	18" x 36"
Overall Thickness	3mm
Edge Profile	Square Edge
Colors Available	13 Colors
Packaging	
Pieces per carton	12 pcs/ctn
Square feet per carton	54 sqft/ctn
Lbs per carton	65 lbs/ctn

*For detailed warranty, adhesive and installation information visit mohawkgroup.com

PERFORMANCE

Construction	Commercial Grade Homogeneous Vinyl Tile
Installation	Glue Down
Classification	ASTM F1700 - Class I; Type A
Squareness	ASTM F2055 - Passes - $\pm 0.10"$ max
Size and Tolerance	ASTM F2055 - Passes - $\pm 0.16"/$ linear foot
Thickness	ASTM F386 - Passes - as specified $\pm 0.005"$
Flexibility	ASTM F137 - Passes - 1" mandrel
Dimensional Stability	ASTM F2199 - Passes - 0.020"/linear foot max
Static Load Limit	ASTM F970 - Passes, modified at 2,500 psi
Residual Indentation	ASTM F1914 - Passes - Average less than 8% maximum single reading 10%
Resistance to Chemicals	ASTM F925 - Passes - No more than a slight change
Resistance to Light	ASTM F1515 - Passes - $\Delta E < 8$
Resistance to Heat	ASTM F1514 - Passes - $\Delta E < 8$
Critical Radiant Flux	ASTM E648 - Class 1 (>0.45 W/cm ²)
Smoke Density	ASTM E662 - Passes - Less than 450, both flaming and non-flaming

SUSTAINABILITY

Certification	FloorScore® Certified
Manufacturing Location	Made in the USA

SERVICE

Warranty	Limited 25 Year Wear Warranty Limited Lifetime Manufacturing Defects Warranty
----------	--

Mohawk Group warrants its adhesives for the life of the original installation only when a Mohawk Group style (product) is installed. Mohawk's floor preparation procedures must be followed to ensure that the substrate has been prepared properly. Failure to use Mohawk Group adhesives or to follow Mohawk's floor preparation procedures will void all lifetime adhesive warranties. Please contact your local Sales Representative for installation guidelines.

Chair pads are recommended under office chairs with roller casters to preserve appearance retention, act as a deterrent toward delamination and to prevent premature or accelerated wear. Walk-off tiles from the Tuff Stuff II Collection are recommended at entryways to reduce soiling.

Mohawk Group is providing this architect folder for the purpose of promoting our commercial business. This folder and its samples shall remain the property of Mohawk Group. Color may vary from dye lot to dye lot. Substitution of material may be made due to improved technology, supply limitations or other factors. The performance of this product is not affected by such variations.

For current and complete specifications please visit www.mohawkgroup.com

recover
carpet recycling program
877-3RE-CYCL



Produced with recycled materials