

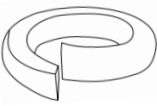

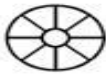

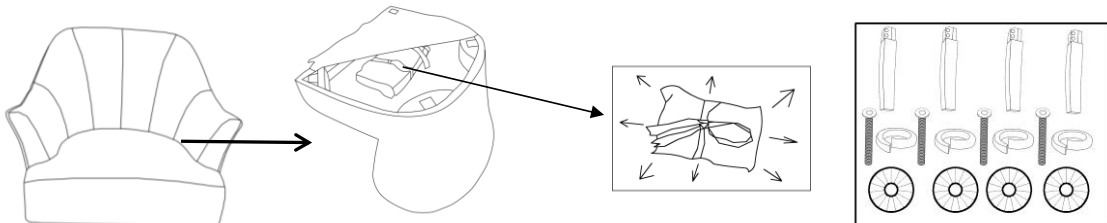


# ASSEMBLY INSTRUCTION

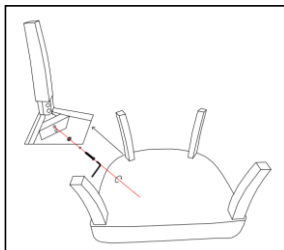
## Accen chair

Parts#	Parts Name	Drawing	Qty
A	Front Legs		2
B	Back Legs		2
C	Spring washer		8
D	Bolt		8
E	Plastic washer		8
F	Chair		1

Step 1: Open the black fabric underneath the seat and take out the legs.



Step 2: Attached the front leg (A) and back leg (B) to the seat frame by using spring washer (C), bolt (D) and plastic washer (E)



Step 3: Turn the chair over

