

# ARHAUS®

your home

# DESK

Product Handouts | Assembly Guides

UPDATED 12/18

# INDEX



## **A**

Addy Handout 1, 2  
Alderson Handout 3, 4  
Alderson Small Desk Assembly 5, 6  
Alderson Executive Desk Assembly 7, 8, 9  
Alderson Return Desk Assembly 10, 11  
Alex Handout 12  
Alex Chair Assembly 13  
Athens Handout 14, 15  
Athens Executive Desk Assembly 16, 17, 18, 19  
Athens Writing Desk Assembly 20

## **B**

Burroughs Handout (DISC) 21, 22  
Burroughs (DISC) Chair Assembly 23

## **C**

Capri Handout (DISC) 24  
Capri Assembly (DISC) 25  
Cedrick 26  
Colette Handout (DISC) 27

## **I**

Industrial Crank Handout 28  
Industrial Crank Desk Assembly 29, 30  
Isla Handout (DISC) 31, 32, 33  
Isla Writing Desk Assembly (DISC) 34

## **K**

Kimball Chair Handout 35  
Kimball Chair Assembly 36

## **M**

Martello Handout 37, 38  
Martello Chair Assembly 39

## **N**

Naomi Handout (DISC) 40

## **P**

Palencia Handout 41  
Palmer Handout 42, 43  
Palmer Executive Desk Assembly 44, 45  
Portier Handout (DISC) 46

## **R**

Reese Handout 47

## **S**

Sullivan Handout 48

## **T**

Telegraph Handout 49, 50, 51  
Telegraph Small Desk Assembly 52, 53, 54, 55  
Telegraph Executive Desk Assembly 56, 57, 58, 59  
Telegraph Return Desk Assembly 60, 61  
Tremont Handout 62, 63  
Tremont Executive Desk Assembly 64, 65  
Tremont Small File Assembly 66  
Tremont Drawer Pull Assembly 67, 68, 69  
Typesetter's Handout (DISC) 70, 71  
Typesetters Book Display Assembly (DISC) 72

# ARHAUS®

your home



**ADDY**  
 desk chair collection  
 made in ASIA

## Working in Luxury

As if you're sitting on a cloud, our extravagant Addy Desk Chair is cushioned to accommodate long work hours and luxuriously detailed to accentuate your contemporary work space. Expertly fitted in our light, versatile Samantha Sand fabric, this office chair is hand-tufted with matching button details and accentuated by brass nailheads surrounding its curved wing-back, arms and base. The comfy back

cushion creates subtle lumbar support to ease stress on your lower back during the work day, while the seat flexes with just the right amount of give. The wooden base is equipped with a pneumatic, gas-lift, cylinder mechanism, which allows you to tilt the chair and swivel to your desired position. Plus, the base sits on brass, covered casters that also allow for easy movement.

|   |   |   |
|---|---|---|
| <p><b>ARTISAN FINISHED</b></p> <p>Many of our pieces may vary slightly in color, pattern and texture due to the nature of multi-layered finishes that are hand-applied by our craftsmen. Hand-applied finishes may include some small splits, knots, joint lines and other natural properties that will add interest without affecting performance. Materials may also display movement from season to season because of changes in temperature and humidity. We believe these variances from piece to piece only add to an individual's unique, artisan-crafted character.</p> | <p><b>HANDCRAFTED QUALITY</b></p> <p>Arhaus furniture is made with great care and attention to detail. Our collections are distinctive and designed to bring pleasure to you in your home for years to come. Each piece is handcrafted, made using traditional skills and techniques, and hand-painted, distressed and finished to ensure each item becomes an heirloom in your home.</p> | <p><b>RENEWABLE RESOURCES</b></p> <p>Arhaus is unique in its commitment to preserving natural resources. Our Corporate Rainforest Policy states that we will not sell merchandise made of timber from the world's endangered rainforests. In all cases, the wood we use was harvested from renewable resources.</p> |
|---|---|---|

All dimensions can vary slightly due to the hand-built nature of our furniture.

# ARHAUS®

your home



**Addy Desk Chair 55ADDYCH**  
26.5" w x 31" d x 41.5"-43.5" h

## product details

- ▶ The Addy Desk Chair is stocked in our Samantha Sand, a light, grey fabric.
- ▶ Legs are finished in a warm, brown stain to complement.
- ▶ Built with benchmade craftsmanship, the frame is constructed from solid hardwood and is corner-blocked and double-dowelled to remain strong and stable through years of use.
- ▶ To create a sleek, taut appearance while maintaining a comfortable feel, the seat cushions feature a 2.2-density foam core topped with an eco-friendly foam wrap consisting of more than 20 percent plant-based material and are encased in layers of soft Dacron plus an abundance of fibers, feathers and down to deliver a soft and cozy feel.
- ▶ Seat cushions feature Pirelli webbing—an alternative to springs in dining chairs (and occasionally in the seatbacks of occasional chairs), Pirelli rubber webbing features flat surfaces. Strips are tightly stretched across a frame and secured with webbing clips for the right amount of support and give.
- ▶ The base features a pneumatic, gas-lift, cylinder mechanism, which allows you to tilt the chair and swivel.
- ▶ Seat back features hand-tufted button detailing.
- ▶ The chair's back and base are trimmed in pewter nailheads.
- ▶ Base features brass, hooded casters.

## recommended care

- ▶ Pieces stocked in Samantha Sand fabric are S CODE: Spot-clean only with water-free cleaning solvent. Do not use water.
- ▶ For all cleaning codes, pre-test any/all cleaners for color loss and fabric compatibility.
- ▶ For overall soiling, use a professional cleaning service.
- ▶ All fabric may fade over time. Wearability of fabric is relative to care and use.
- ▶ Dust wood with a soft, dry cloth and buff periodically using a non-wax furniture polish such as Guardsman® Wood Polish.
- ▶ For daily maintenance, clean wood using a mild soap-and-water solution. Towel-dry immediately.
- ▶ Spills should be removed immediately.
- ▶ Do not use care products that contain ammonia or silicone as this will cut through the lacquer finish over time and damage your piece.
- ▶ Always avoid exposure to direct sunlight or heat (e.g. by placing it in front of a radiator) as this can cause cracking and potential fading; a minimum 30 cm clearance from heat sources is advised.
- ▶ Dropping furniture onto corners or feet will cause damage.
- ▶ Leaning backwards on two legs of a chair may weaken joints.
- ▶ Toys, buckles and heels will scratch furnishings—try to prevent these objects from coming into contact with your piece(s).



ARHAUS®

your home

## alderson



## computer cabinet

- ▶ Features a removable interior storage box.
- ▶ A drop-down work surface is covered in durable black leather.
- ▶ Three small compartments can be used vertically as shelves or horizontally as a monitor riser.
- ▶ Includes a removable two-drawer unit.
- ▶ Features a sliding shelf (top left).
- ▶ Bottom left compartment features a sliding printer shelf.
- ▶ Bottom right file adjusts to fit both legal and standard sizes.
- ▶ Bottom cabinet includes four closed storage cubes and one wood basket.

## Computer Cabinet

51" w x 21.75" d x 75" h (overall)

Interior: 45" w x 18.5" d x 22.75" h

Blackened Honey 55ALDCMP3

French White 55ALDWCMP

Stratus/Chatham Grey 55ALDSCMP

## Finishes:

Blackened  
HoneyFrench  
WhiteStratus/  
Chatham Grey

## a workspace built for ideas

With our Alderson collection, you can transform your workspace into a creative retreat where inspiration takes root and ideas bloom. Featuring an abundance of storage and display space, Alderson inspires you to design and organize a fresh and fertile work environment that yields comfort and success for years to come.

## product details

- ▶ Frames finished in Blackened Honey and French White are built using a solid mahogany face construction.
- ▶ Frames finished in Stratus/Chatham Grey are built using solid white oak and white oak veneers.
- ▶ Tops of all pieces are made from solid white oak for added durability.
- ▶ Finishes are painted and distressed by hand.
- ▶ Surfaces are softly lacquered for protection and a subtle sheen.



# ARHAUS®

your home



## Bookcase

40" w x 16" d x 80" h  
 Blackened Honey 55ALDBK3  
 French White 55ALDWBK  
 Stratus/Chatham Grey 55ALDSBK

## bookcase

- ▶ Designed with an enclosed back, one fixed shelf, and three adjustable shelves.



## Executive Desk

70" w x 32" d x 30.375" h  
 Blackened Honey 55ALDEXDK4  
 French White 55ALDWEXDK  
 Stratus/Chatham Grey 55ALDSEXDK

## executive desk & small desk

- ▶ Features a central drawer with butterfly hinges, which extends on metal ball-bearing glides that can be used as a keyboard surface.
- ▶ Features a left cabinet with adjustable/removable shelving and a right cabinet with two smaller drawers above a larger file.
- ▶ File drawers adjust to accommodate both standard and legal sizes.
- ▶ Drawers are constructed with dovetailed joints.



## Small Desk

68" w x 22" d x 30.5" h  
 Blackened Honey 55ALDSMDK4  
 French White 55ALDWSMDK2  
 Stratus/Chatham Grey 55ALDSSMDK



## Return Desk

68" w x 22" d x 30.375" h  
 Blackened Honey 55ALDRTDK4  
 French White 55ALDWRTDK2  
 Stratus/Chatham Grey 55ALDSRTDK

## return desk

- ▶ Available as a left or right configuration.
- ▶ Features a single column of two smaller drawers atop one large file drawer.
- ▶ File drawer adjusts to accommodate both standard and legal sizes.
- ▶ Drawers are constructed with dovetailed joints.



## Hutch

70" w x 14" d x 38" h  
 Blackened Honey 55ALDHTCH3  
 French White 55ALDWHTCH  
 Stratus/Chatham Grey 55ALDSHTCH

## hutch

- ▶ Features two adjustable shelves on either side.



## Lateral File

43" w x 19.5" d x 33.5" h  
 Blackened Honey 55ALDLATF3  
 French White 55ALDWLATF  
 Stratus/Chatham Grey 55ALDSLATF

## lateral file

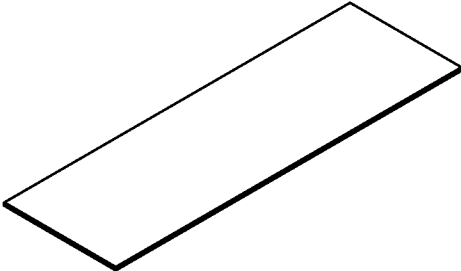
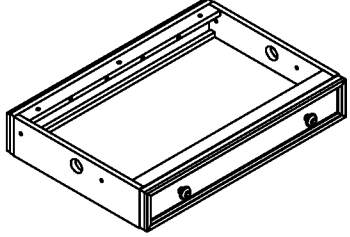
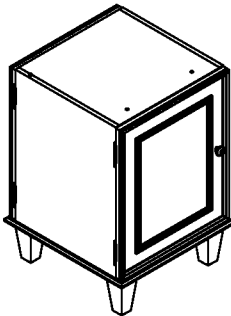
- ▶ Features two drawers with adjustable metal rails.
- ▶ File drawer adjusts to accommodate both standard and legal sizes.
- ▶ Drawers are constructed with dovetailed joints.



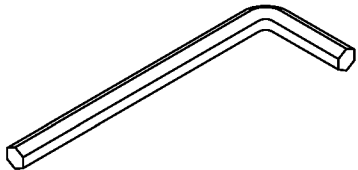
## PARTS

55ALDCMPROD= Computer Cabinet File Rod  
 91511DROPHIN= Computer Cabinet Door Hinge  
 91511FOLDFIT= Computer Cabinet Hanging Folder Fitting  
 91511METBAR= Computer Cabinet Metal Bar  
 91511SMHINGE= Computer Cabinet Hinge Small  
 91511ALDPULL= Drawer Pull  
 55ALDSHLF= Bookcase Shelf  
 91511LATFILADJ= Lateral File Adjustable Aluminum  
 91511LATFILFX= Lateral File Adjustable Fixed Aluminum

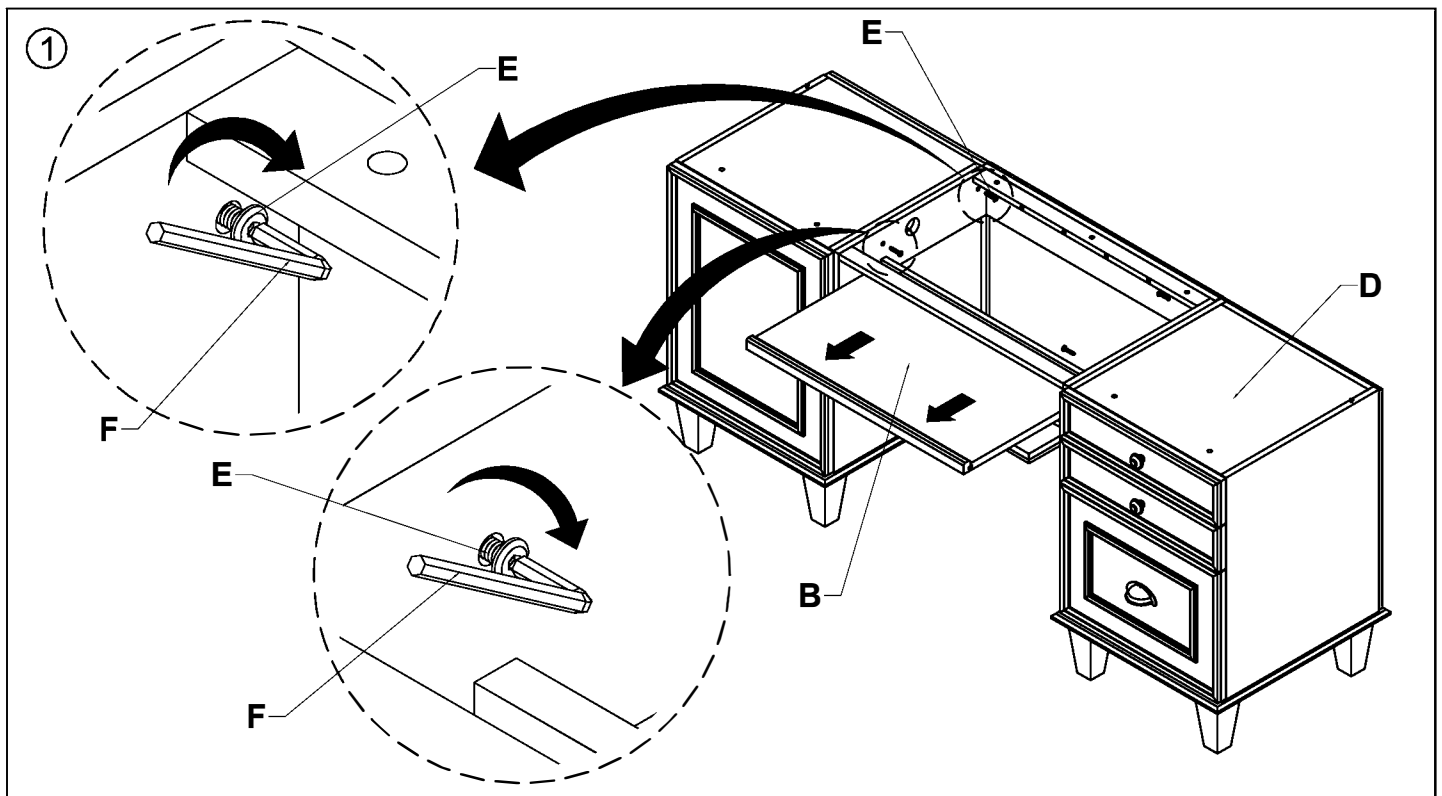
# ASSEMBLY INSTRUCTIONS

## ALDERSON - SMALL DESK

| NO. | PARTS LIST   | QTY  |
|-----|--|------|
| (A) |   | 1 pc |
| (B) |   | 1 pc |
| (C) |  | 1 pc |

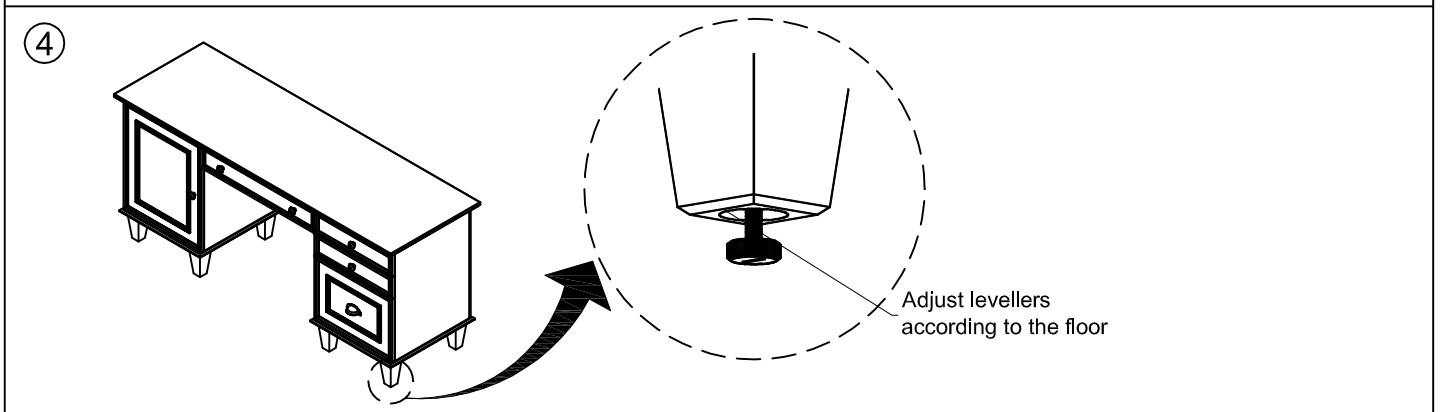
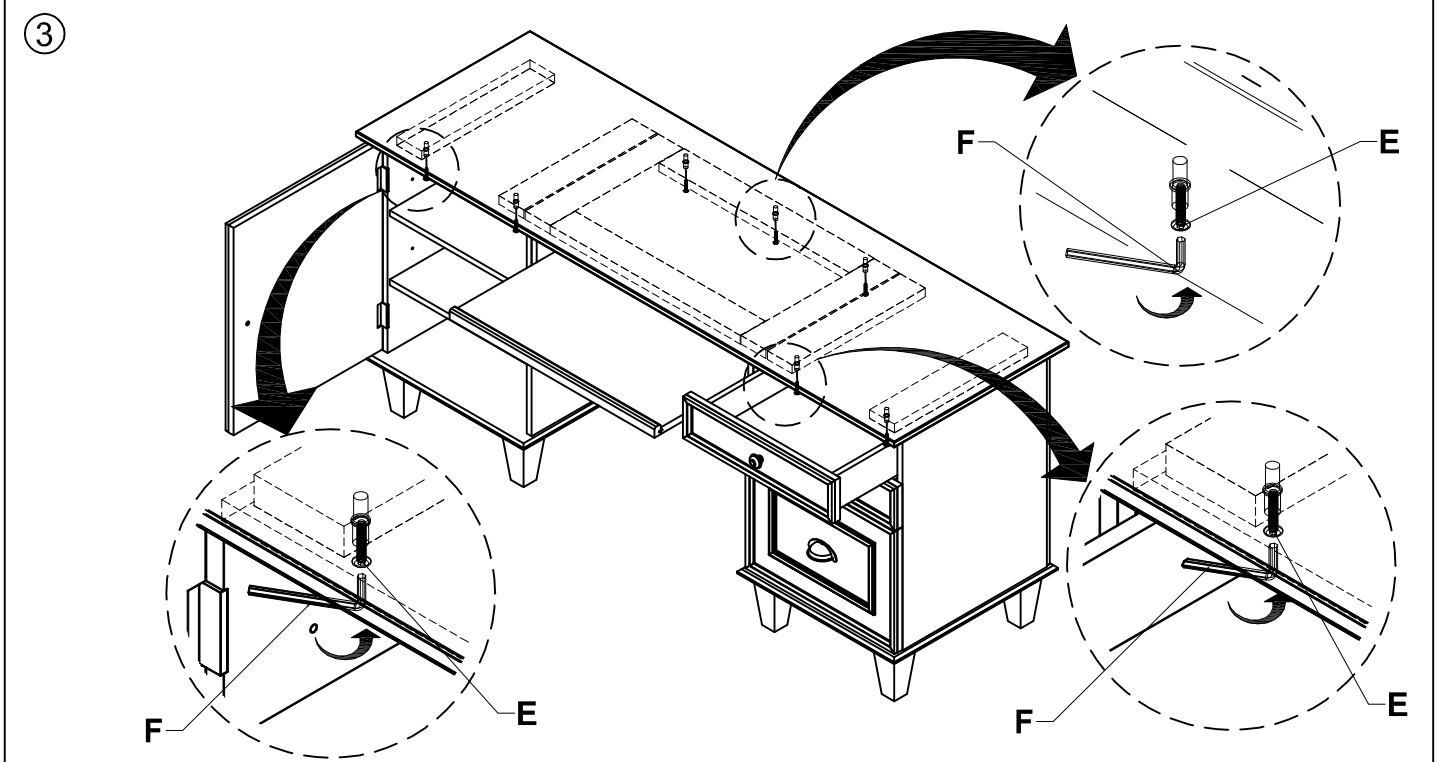
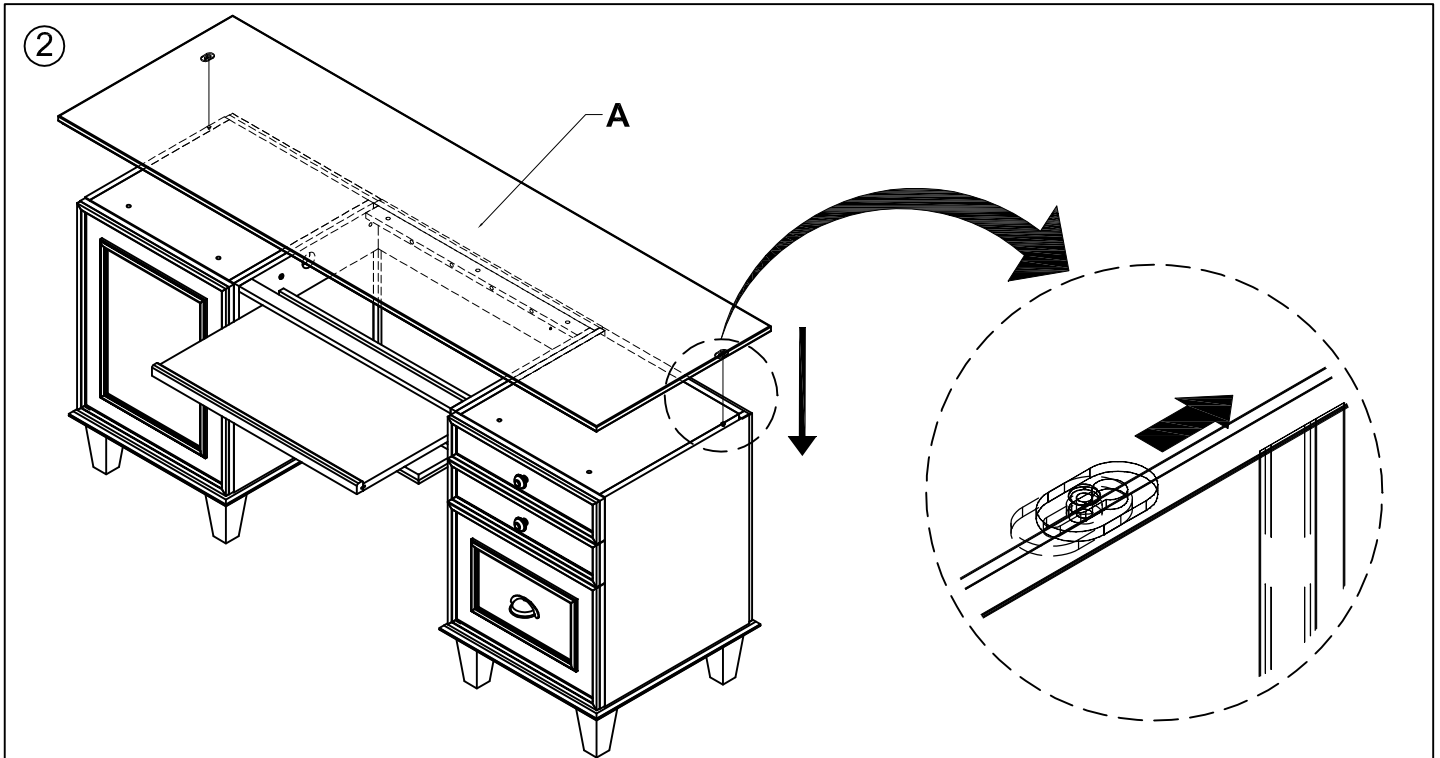
| NO. | PARTS LIST   | QTY    |
|-----|--|--------|
| (D) |   | 1 pc   |
| (E) |   | 11 pcs |
| (F) |  | 1 pc   |

PARTS  
 91511ALDSMSDK: Assembly HDW  
 91511ALDPULL: Drawer Pull



# ASSEMBLY INSTRUCTIONS

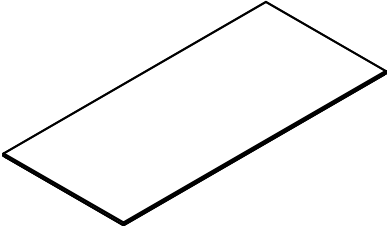


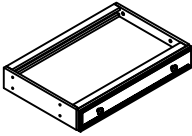
## ALDERSON - SMALL DESK

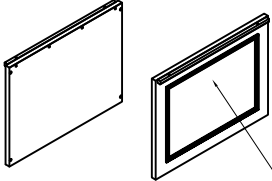

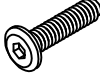





# ASSEMBLY INSTRUCTIONS

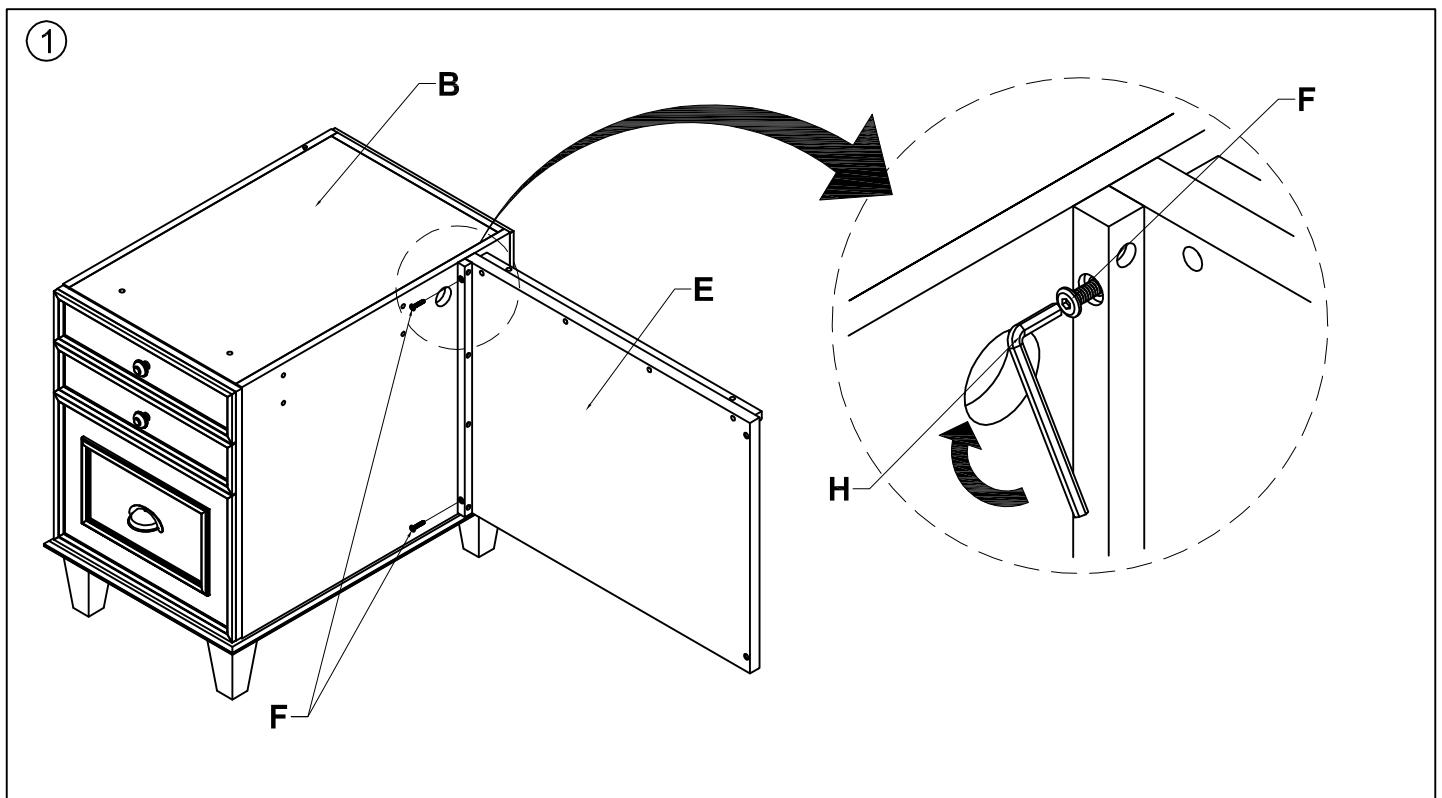
## ALDERSON - EXECUTIVE DESK

| NO. | PARTS LIST  | QTY  |
|-----|---|------|
| (A) |    | 1 pc |
| (B) |    | 1 pc |
| (C) |   | 1 pc |
| (D) |  | 1 pc |

| NO. | PARTS LIST  | QTY    |
|-----|---|--------|
| (E) |  Back view        | 1 pc   |
| (F) | <br>Bolt M6 X 30 | 10 pcs |
| (G) | <br>Bolt M6 X 25 | 8 pcs  |
| (H) |                | 1 pc   |

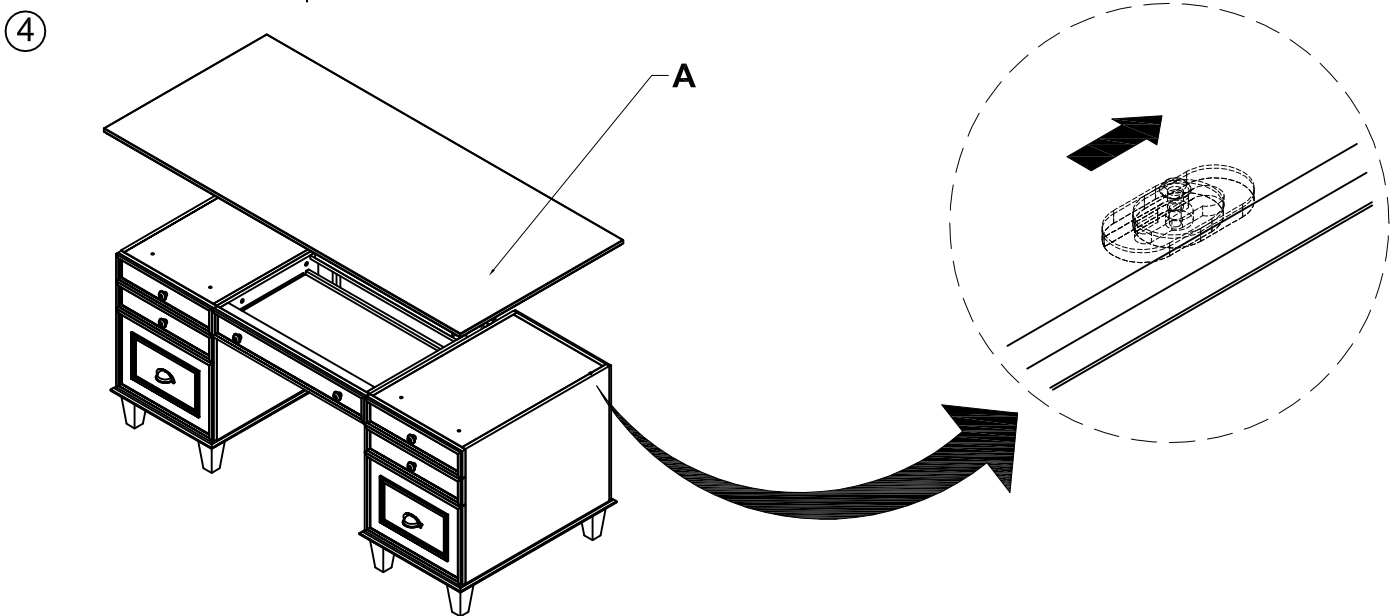
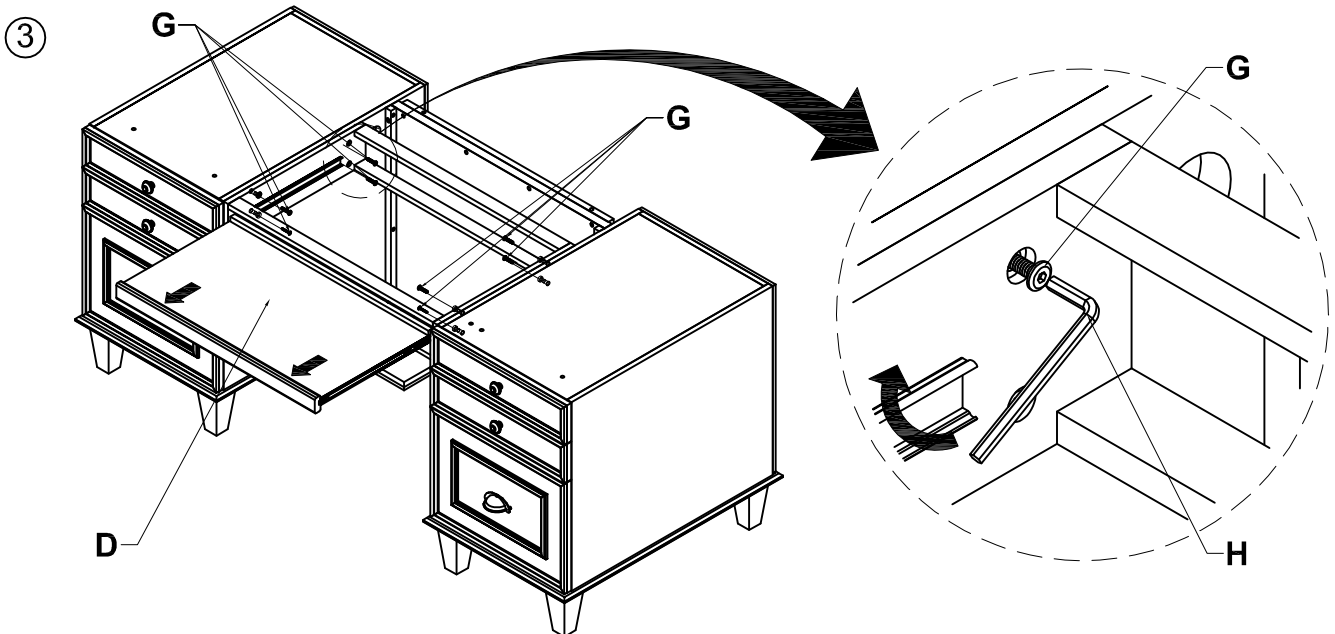
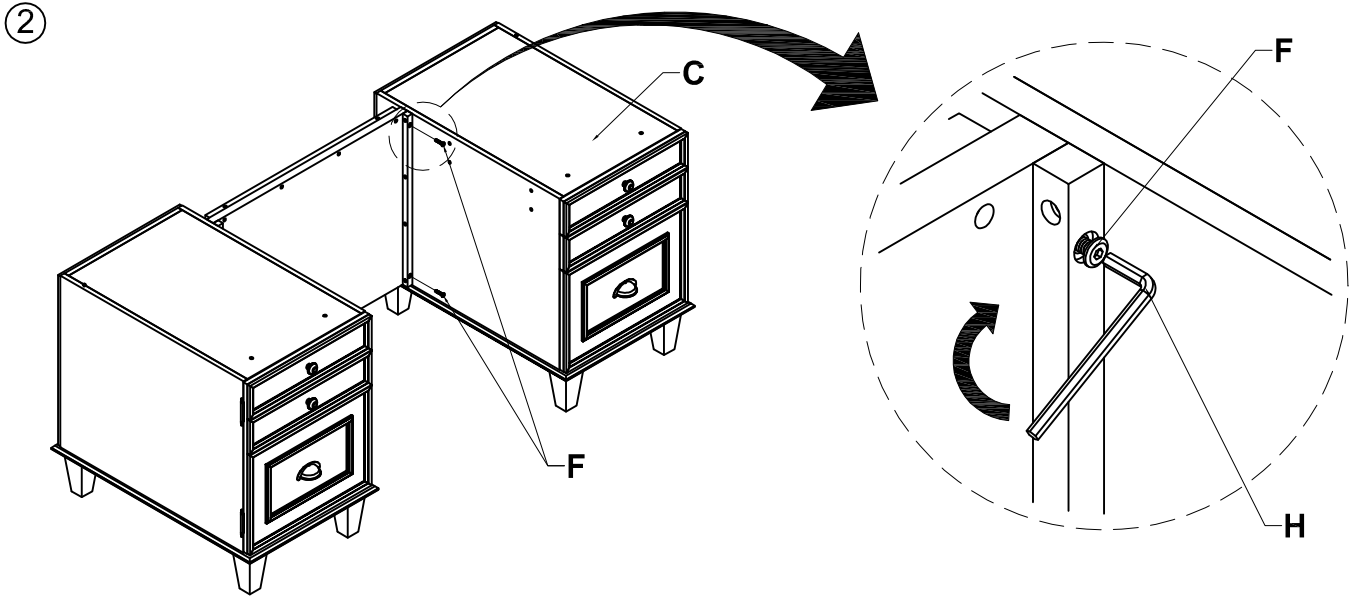
PARTS  
 91511HG BARFIX: Hanging Bar Fix  
 91511KEYHINGE: Keyboard Hinge

91511ALDPULL: Drawer Pull  
 91511HG BARAD: Hang Bar



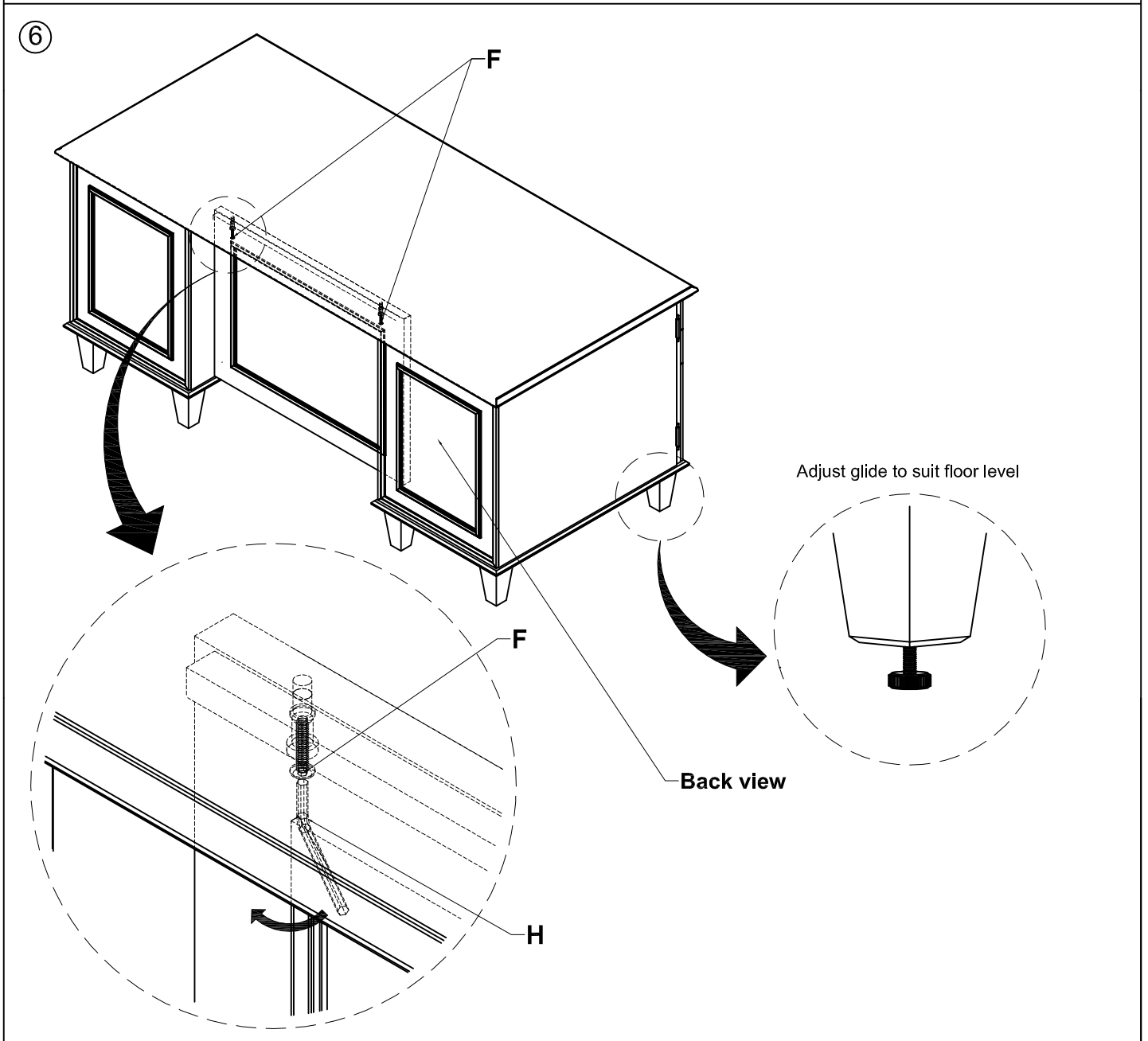
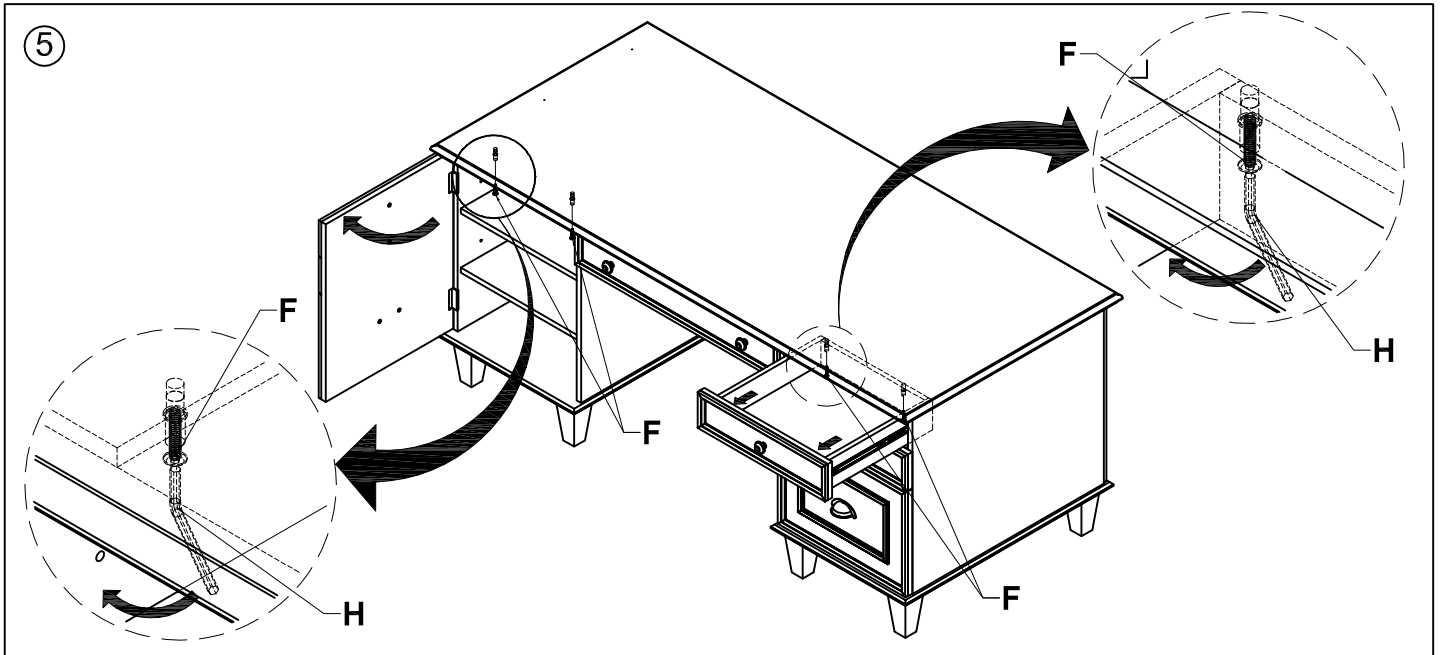
# ASSEMBLY INSTRUCTIONS

## ALDERSON - EXECUTIVE DESK



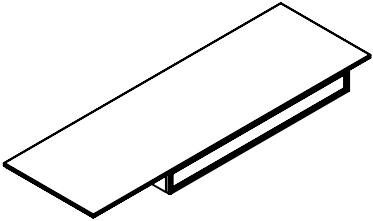
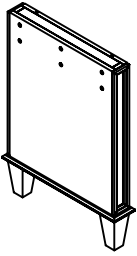

# ASSEMBLY INSTRUCTIONS

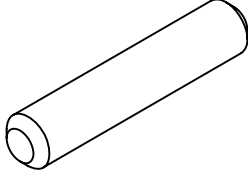
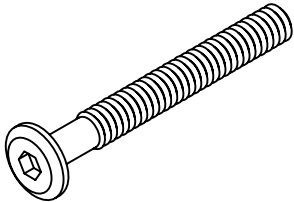
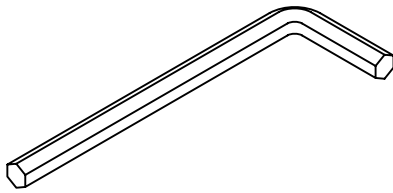
## ALDERSON - EXECUTIVE DESK



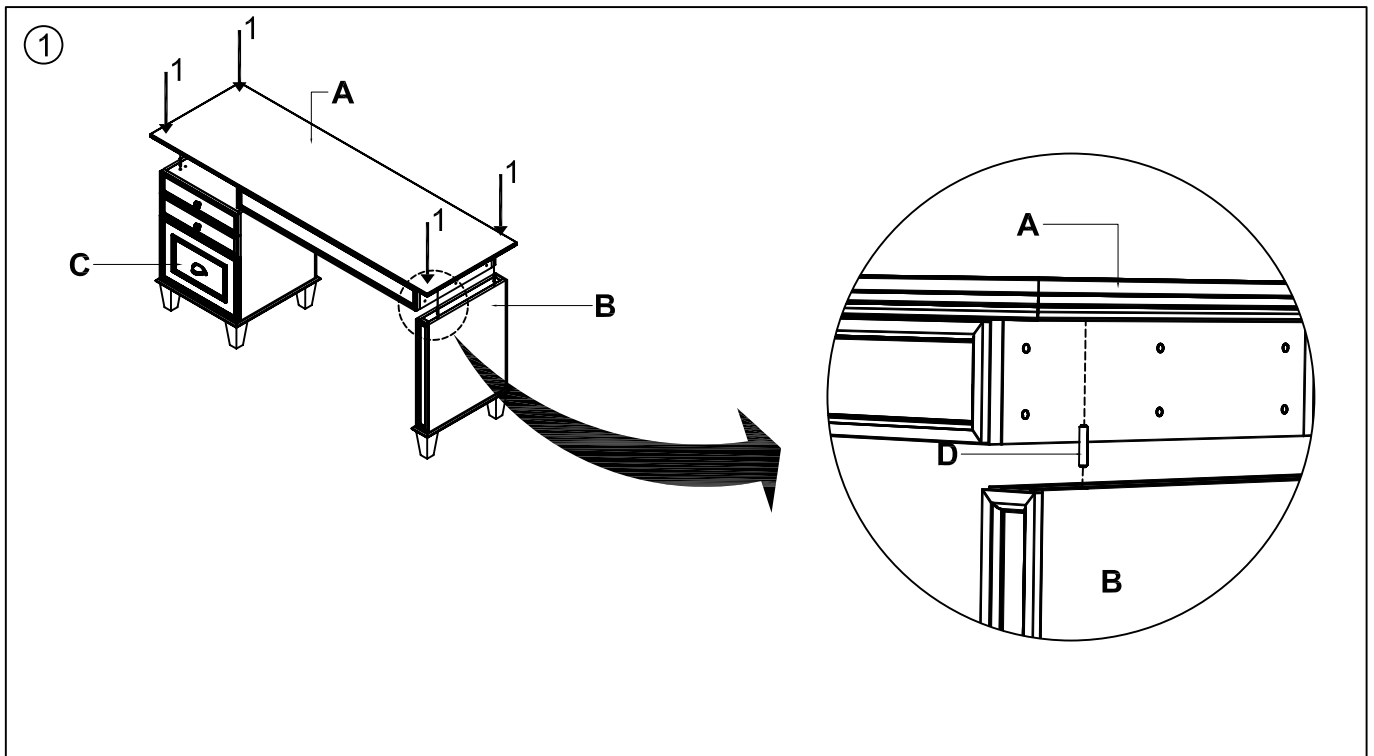
# ASSEMBLY INSTRUCTIONS

## ALDERSON - RETURN DESK

| NO. | PARTS LIST   | QTY  |
|-----|--|------|
| (A) |   | 1 pc |
| (B) |   | 1 pc |
| (C) |  | 1 pc |

| NO. | PARTS LIST   | QTY    |
|-----|--|--------|
| (D) |   | 6 pcs  |
| (E) |    | 10 pcs |
| (F) |  | 1 pc   |

PARTS  
 91511ALDRTNSDK: Assembly HDW  
 91511ALDPULL: Drawer Pull



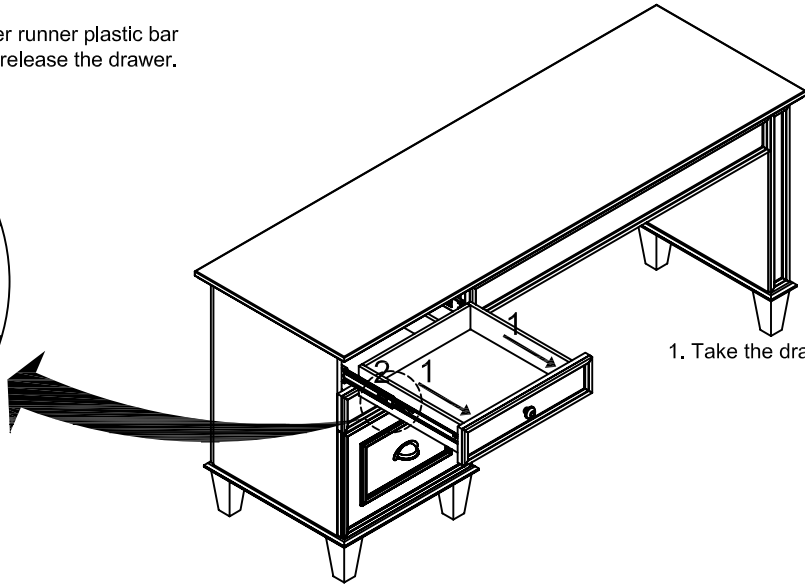
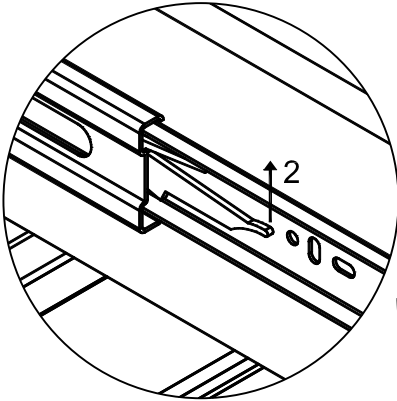


# ASSEMBLY INSTRUCTIONS

## ALDERSON - RETURN DESK

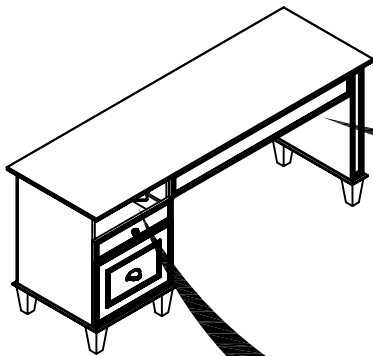
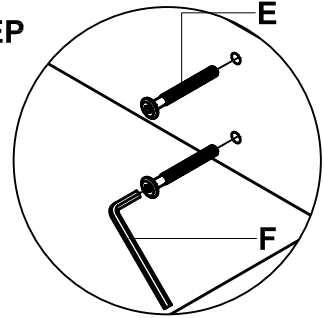
②

2. Pull the drawer runner plastic bar (black) up, to release the drawer.

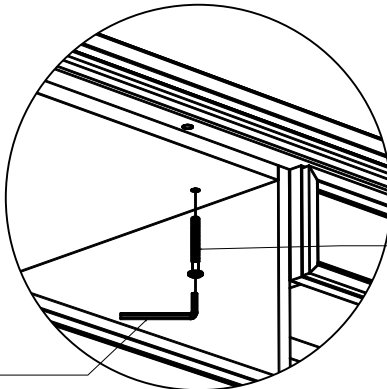


③

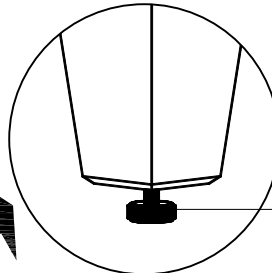
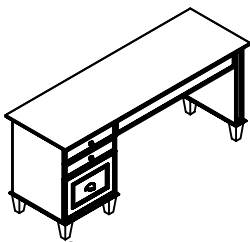
STEP 2



STEP 1



④



Adjust leellers according to the floor

## ARHAUS®

your home

## alex

**Desk Chair**

32.5" w x 25.5" d x 42" h

Old Saddle Cocoa 55ALEXBRCH

Old Saddle Black 55ALEXBLCH

Hampton Otter 55ALEXFOCH

Hampton Flax 55ALEXFFCH



Dolomiti Trail 55ALEXLDTCH

**Performance Fabrics:**

Hampton Otter



Hampton Flax

**Leathers:**Old Saddle  
CocoaOld Saddle  
Black

Dolomiti Trail

**your style your way**

Our Design Consultants can help you craft a custom design with hundreds of options to choose from. Ask in store or call **866.427.4287**

## mimicking 1920s Parisian club chairs,

our Alex Collection features high-backed silhouettes fitted with luxuriously plush upholstery. This relaxing, rolling desk chair showcases your choice of rich Italian leather or soft, durable, and easy-clean performance fabrics; both are designer-inspired and expertly tailored to add softness and richness to your work space. Craftsman-built frames house pneumatic, gas lift cylinder mechanisms, which allow you to tilt and swivel to your ideal seating position. And, lumbar pillows along with heavy-duty elastic webbing, dense eco-friendly foam and an abundance of poly-fiber, feathers, and down provide the support needed to rest and work for hours.

## product details

- ▶ Our collection of American-made performance fabrics features soft, incredibly durable materials that are bleachable, fade-resistant, moisture-resistant, and virtually unstainable.
- ▶ Old West leathers are made from the highest quality hides in Northern Italy, which are dyed and finished by artisans to highlight their natural texture, coloring, and markings.
- ▶ Old-west leathers are also durably finished to resist surface stains.
- ▶ Chair bases are finished by hand with a warm, brown stain. Wood surfaces are lacquered for added protection and subtle sheen.
- ▶ Chair bases feature pneumatic, gas lift cylinder mechanisms, which allows you to tilt the chair and swivel to your ideal position.
- ▶ Chair backs and sides are trimmed in hand-applied nailheads to further accentuate the upholstered surfaces.
- ▶ Craftsman-built frames are constructed using solid, reinforced hardwood for superior stability.
- ▶ Cushions are sustained by a flexible network of durable rubber webbing for comfortable, evenly dispersed support.
- ▶ Seat-cushion cores consist of dense, eco-friendly foam made partly from plant-based material.
- ▶ Down, feather, and poly-fiber padding creates relaxing sink, and cotton, down-proof casings maintain cushion shape.
- ▶ Cushions are channel-stitched to keep padding in place for added resilience.




# Alex desk chair 55ALEXBRCH / 55ALEXBLCH

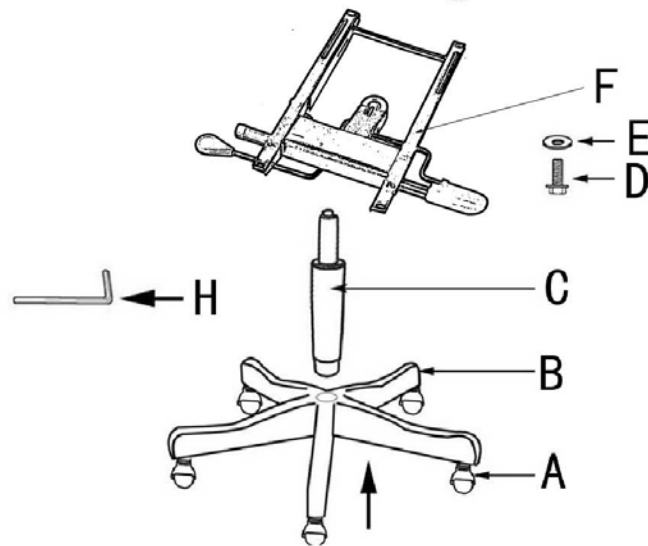
## Assembly Instructions

Carefully unpack all parts and identify them with parts list before attempting to assemble the chair.

**IMPORTANT: DO NOT TIGHTEN BOLTS AND SCREWS FULLY UNTIL YOU HAVE COMPLETED THE FINAL ASSEMBLY.**



1. Put 5 CASTERS (A) into the holes of 5 STAR BASE (B).
2. Insert GAS LIFT (C) to the center hole top of 5 STAR BASE (B).
3. Attach MECHANISM (F) to the BODY SEATER (G) by SCREWS (D) with FLAT WASHERS (E).
4. Insert the gas lift into the pre-assembled BODY SEATER to finish the final assembly.
5. Be sure that all the screws are fully tightened before using.



### Parts List

|    |                          |   |
|----|--------------------------|---|
| A. | CASTERS (91854ALEXCAST)  | 5 |
| B. | 5 STAR BASE (91854METBS) | 1 |
| C. | GAS LIFT                 | 1 |
| D. | SCREWS (5/16"X1½")       | 5 |
| E. | FLAT WASHERS             | 5 |
| F. | MECHANISM (91854ALMECH)  | 1 |
| G. | BODY SEATER              | 1 |
| H. | ALLEN KEY                | 2 |

91854ALBELL: Desk Chair Bellows

91854ALCAPS: Desk Chair Wood Caps (5 pc)

91854ALCLIPS: Desk Chair Clip for Caps

91854ALCYL: Desk Chair Cylinder

## ARHAUS®

your home

## athens

**Executive Desk**

78" w x 38" d x 30" h

Tuxedo Black 55ATHBLEXDK

French White 55ATHFWEXDK

Nimbus 55ATHNBEXDK

**executive desk**

- ▶ Features a pull-out tray, storage drawer and a file drawer on each side.
- ▶ Open shelving on the front includes one removable/adjustable shelf per side.
- ▶ Black and brown desks include a black, leather writing pad.
- ▶ White desks include a brown, leather writing pad.
- ▶ Nimbus desks include a grey, leather writing pad.
- ▶ Cord management holes accommodate electronics.
- ▶ Top features a hidden compartment, a three-plug media outlet and two removable trays.

**Writing Desk**

66" w x 31" d x 31" h

Tuxedo Black 55ATHWRTDK2

French White 55ATHFWWRTDK

Nimbus 55ATHNBWRTDK

**writing desk**

- ▶ Features two hidden trays and two hidden drawers flanking the center drawer.
- ▶ Center drawer opens with a drop-down front.
- ▶ Black and brown desks include a black, leather writing pad.
- ▶ White desks include a brown, leather writing pad.
- ▶ Nimbus desks include a grey, leather writing pad.
- ▶ Drawers feature full-extension, metal glides.

**Finishes:**Tuxedo  
BlackFrench  
White

Nimbus

**neoclassical detailing and rich finishes**

With its vintage silhouette, simple lines and rich finish, the Athens collection infuses your space with the ambiance of an old English library. Our artisans combined Old World style, like hand-carved detailing, with modern design and hidden features for contemporary functionality. The solid wood contains subtle hand-distressing for a purposefully worn, yet elegant look.

**product details**

- ▶ Finishes are hand-applied and distressed by furniture artisans.
- ▶ Finishes are lacquered for added protection and a subtle sheen.
- ▶ Pieces finished in Tuxedo Black are handcrafted using solid mahogany and veneers.
- ▶ Pieces finished in French White and Nimbus are handcrafted using solid, yellow poplar and veneers.
- ▶ Antique, solid, brass hardware accents the rich finishing.
- ▶ Finishes are durable enough to withstand daily use; but, as with all fine, wood finishes, should be protected from heat and moisture.
- ▶ Handcrafted wood surfaces are easily maintained with soap and water. Non-wax Guardsman® Wood Polish can be used as needed.





# ARHAUS®

your home



**Single File**  
 39.5" w x 16.75" d x 31.5" h  
 Tuxedo Black 40ATHSFLBLKT  
 French White 40ATHSFLFWKT  
 Nimbus 40ATHSFLNMKT

## single file

► Includes end panels, which can be removed to incorporate the cabinet into an Athens Modular Wall Configuration.

*Build your own custom configuration with our Athens Modular Collection.*



**Modular File**  
 37.5" w x 16.75" d x 31.5" h  
 Tuxedo Black 40ATHSFILBL  
 French White 40ATHSFILFW  
 Nimbus 40ATHSFILNM

## modular file

► Designed to fit inside an Athens Modular Wall Configuration.  
 ► Does not stand alone. End panels not included.

### Left Base

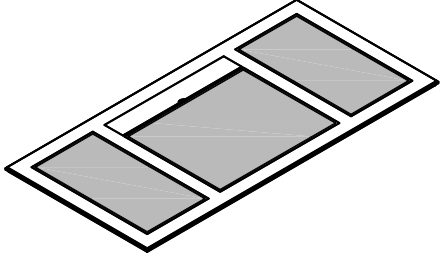
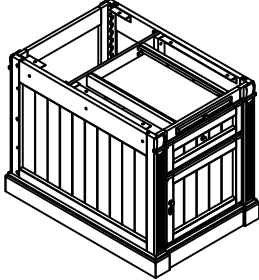
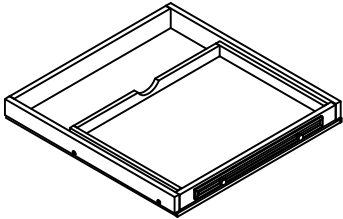
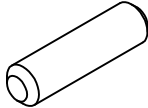
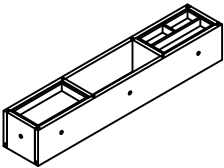

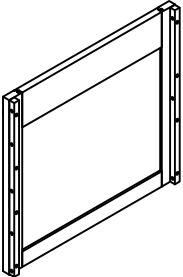

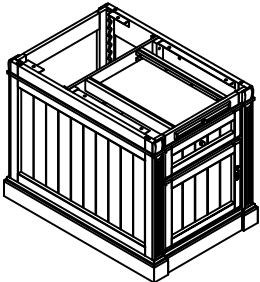
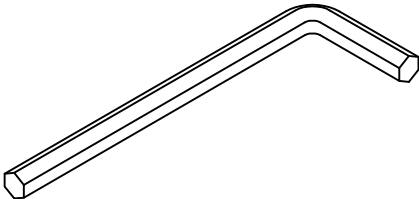
4" w x 16.75" d x 31.5" h  
 Tuxedo Black 40ATHLPBS  
 French White 40ATHLPBSFW  
 Nimbus 40ATHLPBSNM

### Right Base

4" w x 16.75" d x 31.5" h  
 Tuxedo Black 40ATHRPBS  
 French White 40ATHRPBSFW  
 Nimbus 40ATHRPBSNM

# ASSEMBLY INSTRUCTIONS

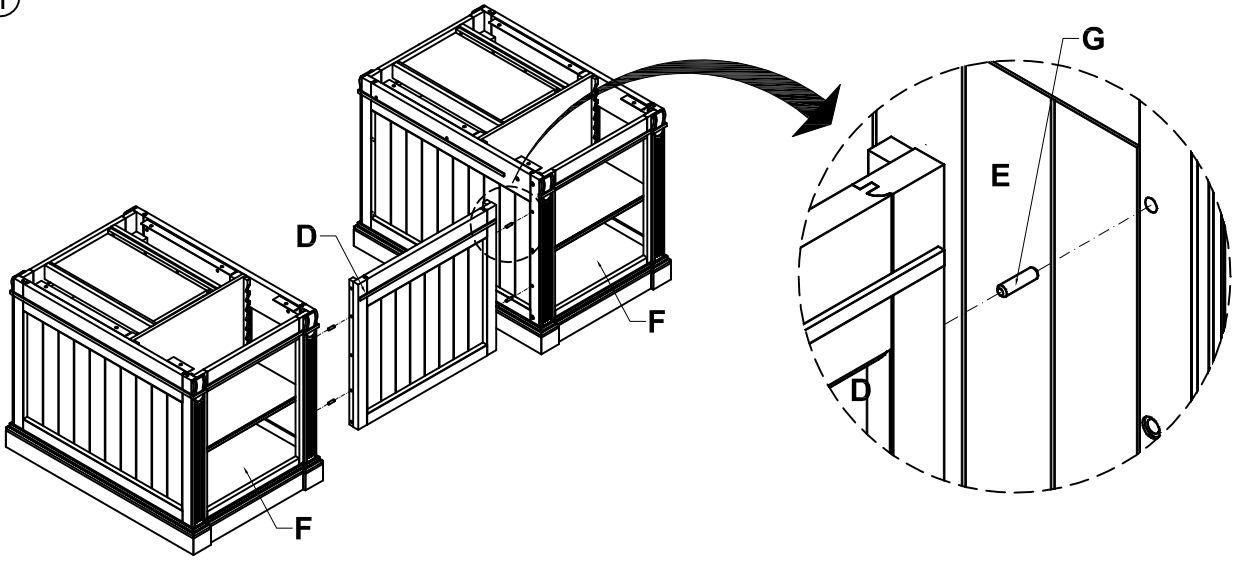
## ATHEN - EXECUTIVE DESK

| NO. | PARTS LIST  | QTY  | NO. | PARTS LIST  | QTY    |
|-----|---|------|-----|---|--------|
| Ⓐ   |    | 1 pc | Ⓕ   |     | 1 pc   |
| Ⓑ   |    | 1 pc | Ⓖ   |    | 8 pcs  |
| Ⓒ   |  | 1 pc | Ⓗ   |  | 10 pcs |
| Ⓓ   |  | 1 pc | Ⓘ   |  | 17 pcs |
| Ⓔ   |  | 1 pc | Ⓙ   |   | 1 pc   |

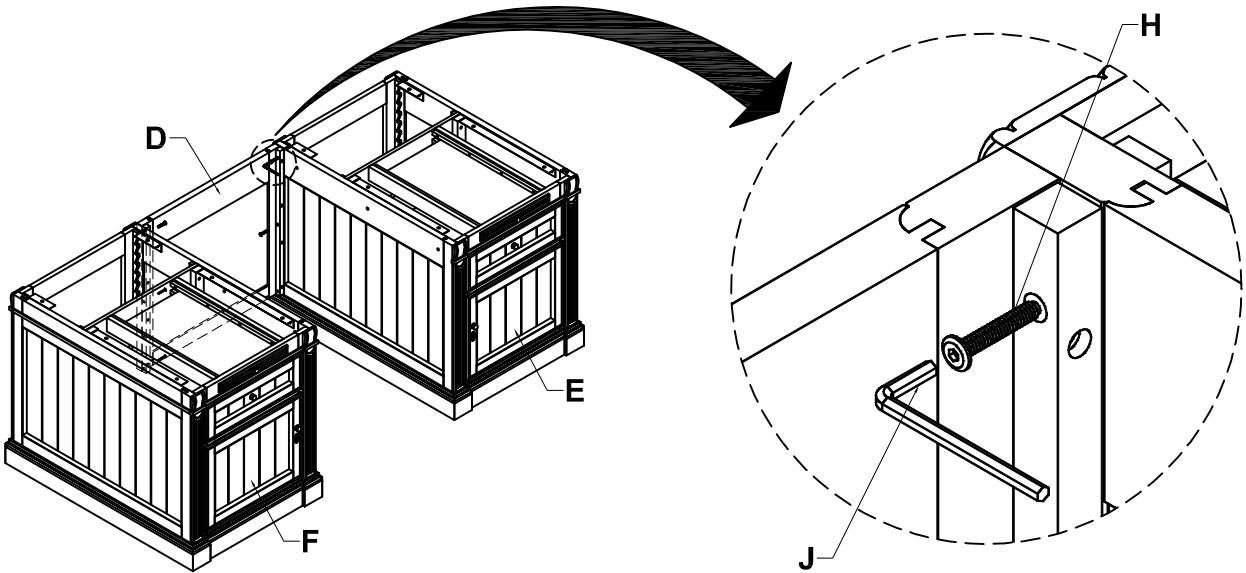
# ASSEMBLY INSTRUCTIONS

## ATHEN - EXECUTIVE DESK

①

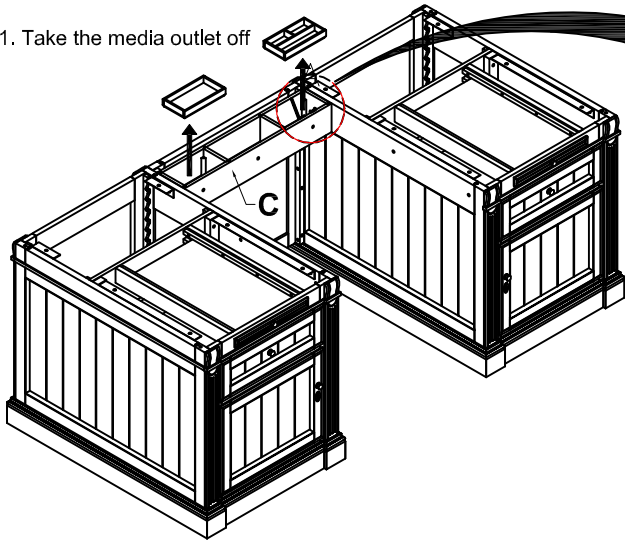


②

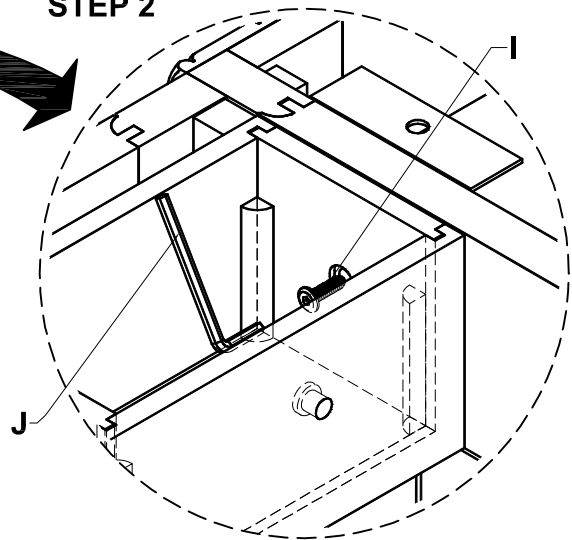


③

1. Take the media outlet off



STEP 2

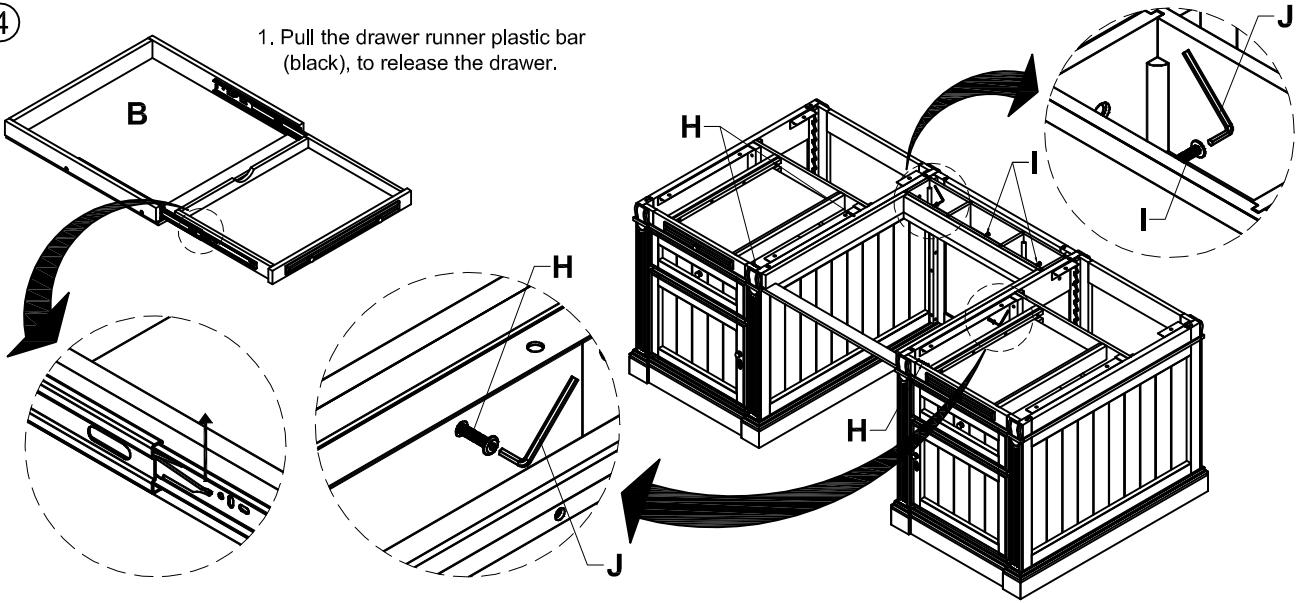


# ASSEMBLY INSTRUCTIONS

## ATHEN - EXECUTIVE DESK

④

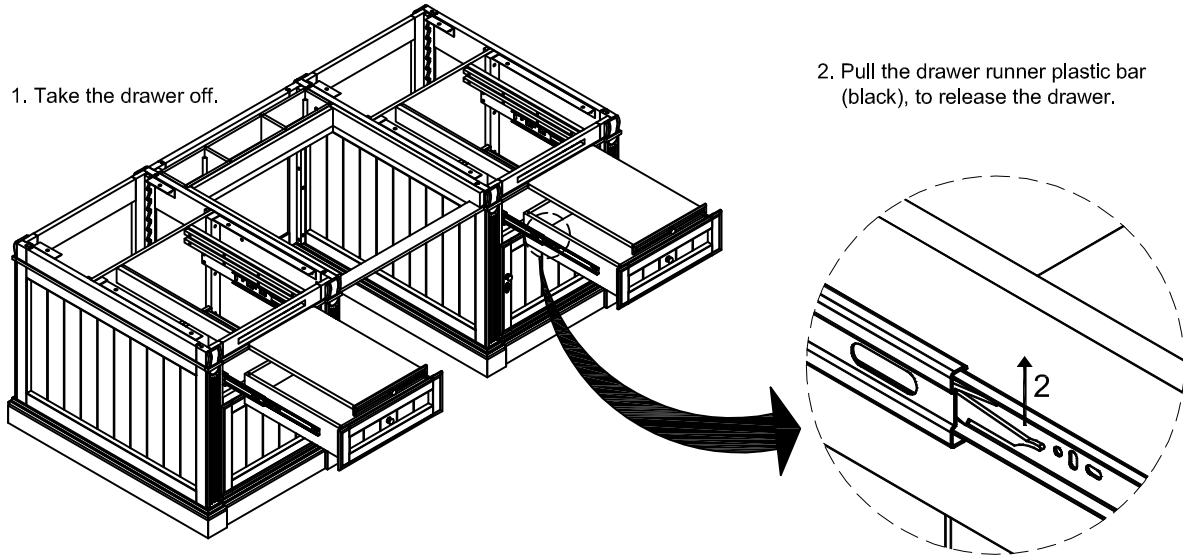
1. Pull the drawer runner plastic bar (black), to release the drawer.



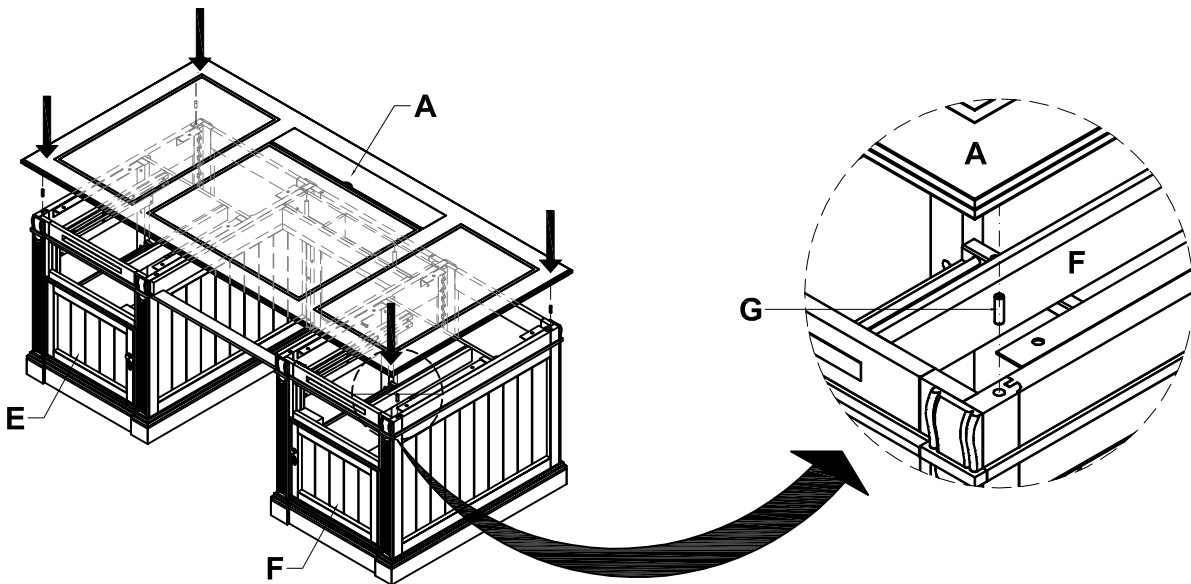
⑤

1. Take the drawer off.

2. Pull the drawer runner plastic bar (black), to release the drawer.



⑥

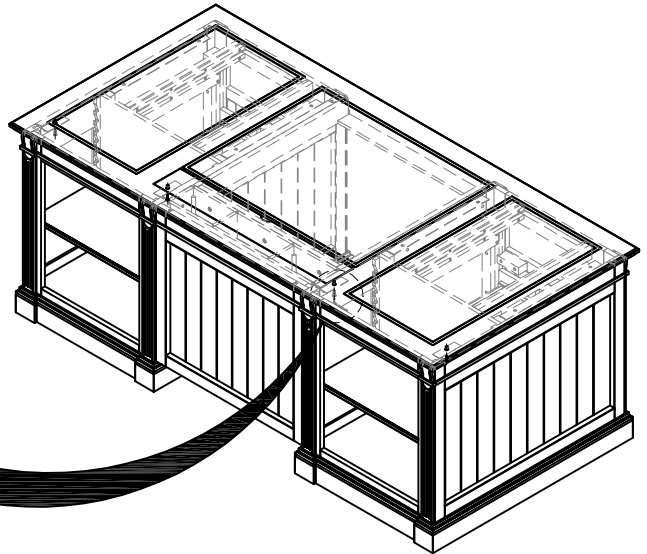
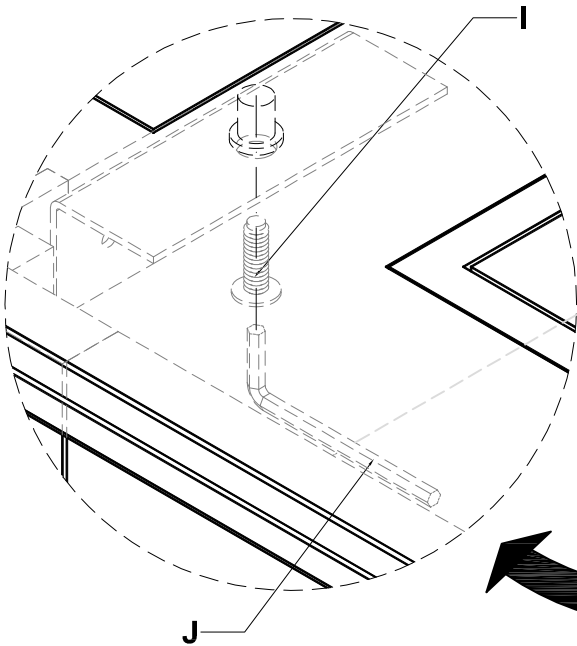
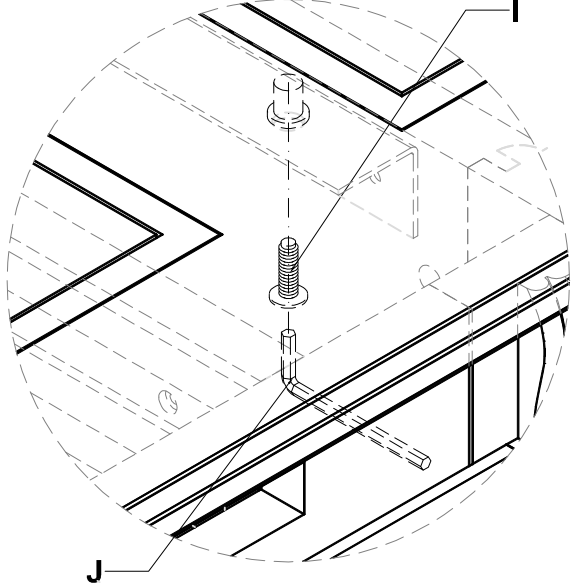
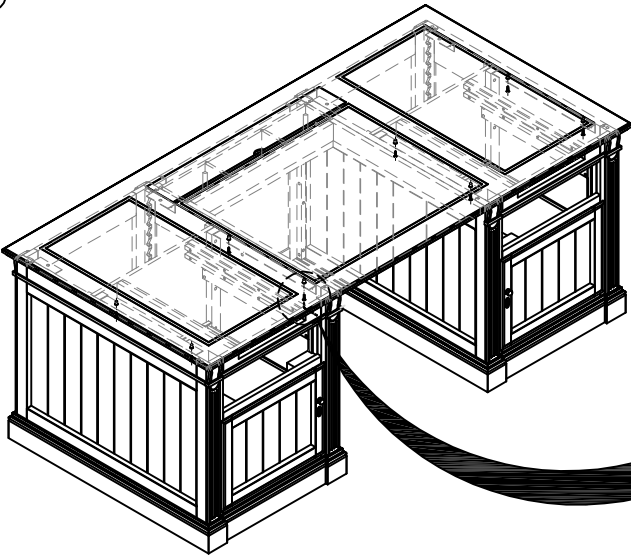




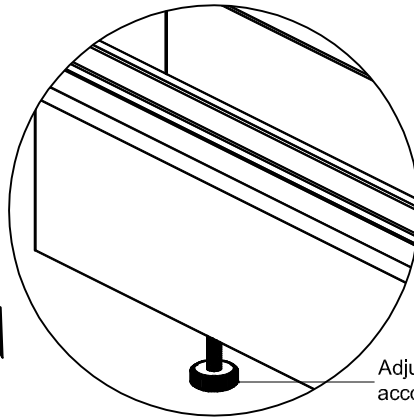

# ASSEMBLY INSTRUCTIONS

## ATHEN - EXECUTIVE DESK

7



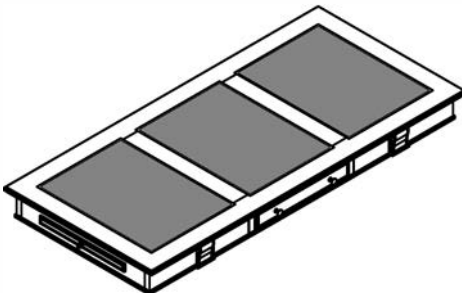

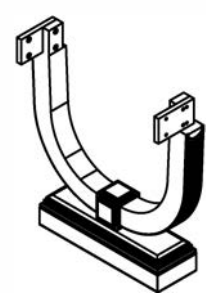


8



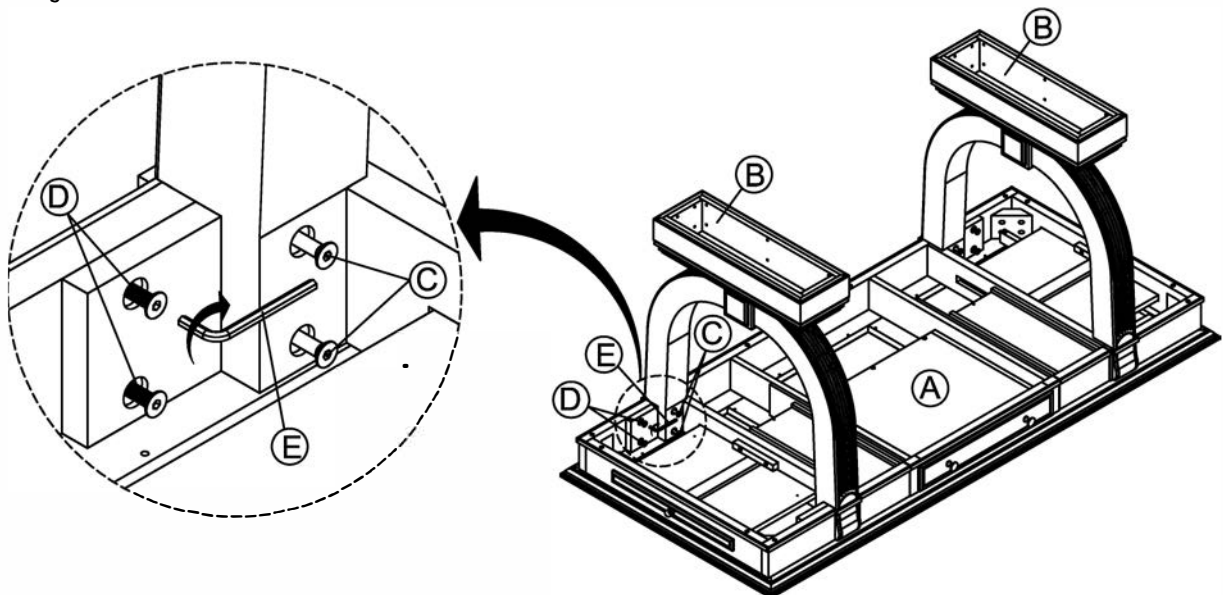
Adjust levellers according to the floor

# ASSEMBLY INSTRUCTIONS

## ATHEN - WRITING DESK

| NO. | PARTS LIST  | QTY   | NO. | PARTS LIST  | QTY   |
|-----|---|-------|-----|---|-------|
| (A) |  | 1 pc  | (C) |    | 8 pcs |
| (B) |  | 2 pcs | (D) |    | 8 pcs |
|     | 91511ATHWRTDSK: Assembly HDW  |       | (E) |  | 1 pc  |

Turn Table Top Upside down.  
Attach Legs.



**DISCONTINUED**

ARHAUS®  
FURNISHING A BETTER WORLD

**BURROUGHS**

desk collection

made in ASIA

## Executive scale, executive style.

Whether in an executive suite 20 floors up, or in a home office, if you spend the better part of your day at the desk, better to do it in a chair like the Burroughs. The Burroughs Desk Chair commands attention with its mix of masculine materials: stately leather, smooth wood and brass nailheads. All that corporate gravitas and

rugged flair is softened just a bit by the curved paddle arms and soft camelback silhouette. Subtle stitching on the seat back and the variations in hide marks that are intrinsic to leather pieces, make the Burroughs Desk Chair truly one of a kind; with use, it develops even more character.

### NATURAL WOOD

Each piece will have slightly different shading and grain patterns and due to the nature of a multi-layered finish that is hand-applied by our craftsmen, there will be variation from piece to piece. Some small splits may occur, but will only add to the character. Knots and joint lines are a natural property and add interest but without affecting performance. All natural wood will display movement from season to season because of changes in temperature and humidity.

### HANDCRAFTED QUALITY

Arhaus furniture is made with great care and attention to detail. Our collections are distinctive, designed to bring pleasure to you in your home for years to come. Each piece is handcrafted, made using traditional skills and techniques, and hand-painted, distressed and finished to ensure each item becomes an heirloom in your home.

### RENEWABLE RESOURCES

Arhaus is unique in our commitment to preserving natural resources. Our Corporate Rainforest Policy states that we will not sell merchandise made of timber from the world's endangered rainforests. In all cases, the wood was harvested from renewable resources.

All dimensions can vary slightly due to the hand-built nature of our furniture.

**DISCONTINUED**

**ARHAUS**<sup>®</sup>  
FURNISHING A BETTER WORLD



**Desk Chair 55BURRDKCH**  
27.5" w x 33" d x 42"-44" h  
Seat adjusts from 20"-22"

## fabric

- ▶ Capivara Artifact is a pebbly waxed aniline-dyed leather.
- ▶ Not available in any other leather or nail head.
- ▶ Features a rich, chocolate brown leather.

## finish

- ▶ Natural Pine finish with soft lacquer for protection on base and exposed arms.

## construction

- ▶ Base and exposed arms are made of parawood.
- ▶ Constructed with corner blocks for ongoing strength and support.
- ▶ Features Pirelli webbing in the seating and 2.2 density foam in the seat and back for durability and extra comfort.
- ▶ Brass casters on leg base.
- ▶ A pneumatic gas lift cylinder mechanism allows you to tilt the chair and swivel.

## recommended care

- ▶ Keep your leather upholstery looking its best with our gentle leather cleaner and conditioner. Its wax-free formulation removes surface dirt and enhances the natural luster of the leather without masking its unique qualities. Safe for all colors. This product is made in the USA.
- ▶ DIRECTIONS: Shake contents well. Always test in a hidden area before treating the entire item. Using a clean, non-colored soft cloth apply conditioner, let dry, and buff gently with a clean, soft cloth. Always avoid exposure to direct heat or sunlight. Do not use on suede, nubuck or napped leathers.
- ▶ For OIL-BASED spills: Lift excess spill then blot with a clean, soft cloth. The oil should absorb completely into the leather.
- ▶ For LIQUID-BASED spills: Blot with a clean, soft cloth; wipe spot gently with a solution of 1-part mild soap and 10-parts distilled water; follow by wiping the entire area around the spill with distilled water and let air dry.



**DISCONTINUED***Burroughs desk chair 55BURRDKCH**Assembly Instructions*

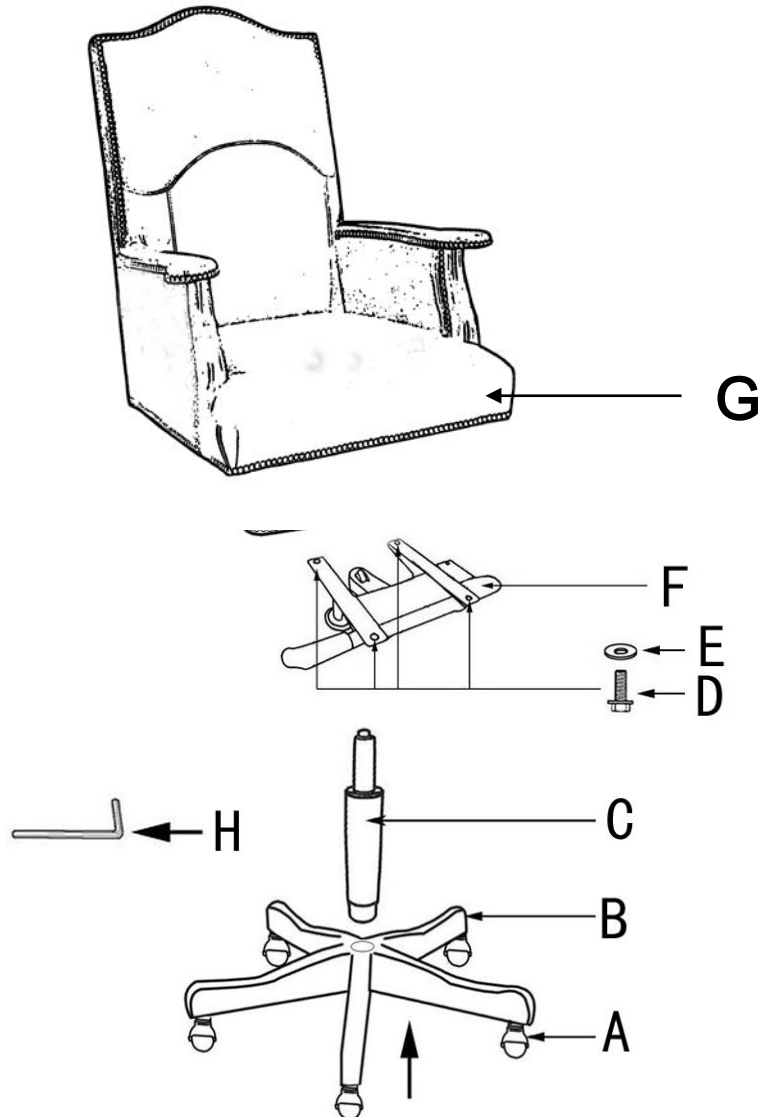
Carefully unpack all parts and identify them with parts list before attempting to assemble the chair.

**IMPORTANT: DO NOT TIGHTEN BOLTS AND SCREWS FULLY UNTIL YOU HAVE COMPLETED THE FINAL ASSEMBLY.**

1. Carefully remove the 5 STAR BASE(B) from the carton. The base is located behind the fiberboard that is behind the chair UNIT SEATING(G).
2. Put 5 CASTERS (A) into the holes of 5 STAR BASE (B).
3. Insert GAS LIFT (C) to the center hole top of 5 STAR BASE (B).
4. Attach SEAT PLATE (F) to the Unit Seating(G) by using 4 SCREWS (D) with 4 FLAT WASHERS (E).
5. Insert the gas lift into the pre-assembled seat unit to finish the final assembly.
6. Be sure that all the screws are fully tightened before using.

*Parts List*

|    |                        |   |
|----|------------------------|---|
| A. | CASTERS                | 5 |
| B. | 5 STAR BASE            | 1 |
| C. | GAS LIFT               | 1 |
| D. | SCREWS (5/16"X1-1/2" ) | 4 |
| E. | FLATWASHERS            | 4 |
| F. | SEAT PLATE             | 1 |
| G. | UNIT SEATING           | 1 |
| H. | ALLEN KEY              | 1 |




**DISCONTINUED**

ARHAUS®

your home

capri

**Desk Chair**

25" w x 27" d x 38"-42.5" h



Canton Sky 55CAPRISKY

Black Faux Leather 55CAPRIBL

Brown Faux Leather 55CAPRIBR

**Fabrics:**

Canton Sky

Black Faux  
LeatherBrown Faux  
Leather**your style your way**

Our Design Consultants can help you craft a custom design with hundreds of options to choose from. Ask in store or call **866.427.4287**

**classic comfort that moves**

Add functionality and style to your home office with our Capri Desk Chair—featuring a hydraulic base that allows you to tilt, swivel, and move around with ease. Reflecting grace in form with modern sensibility, the angled back provides a great transitional style chair that will complement any atmosphere.

**product details**




- ▶ Desk chairs are constructed with solid oak hardwood frames.
- ▶ The adjustable, hydraulic base tilts, swivels, and rests on metal hooded casters for even easier movement.
- ▶ Seats and backs are supported by elastic webbing and then padded with a water-based foam for flexibly resilient comfort.
- ▶ Seat cushions are supported by a sinuous, no-sag spring system consisting of multiple rows of durable S-shaped springs, delivering firm yet flexible comfort for years.
- ▶ Elegant top-stitching along the perimeter of the chair completes a list of details that are sure to make this chair a welcome addition to any home.




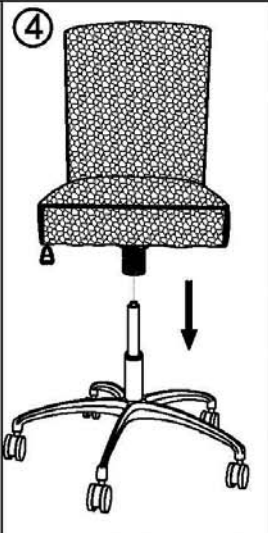
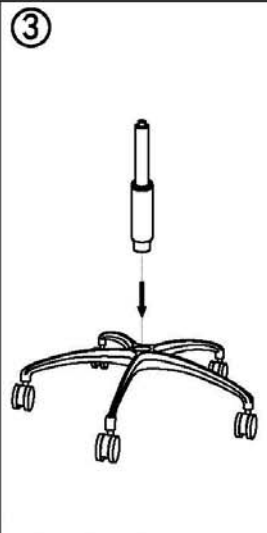
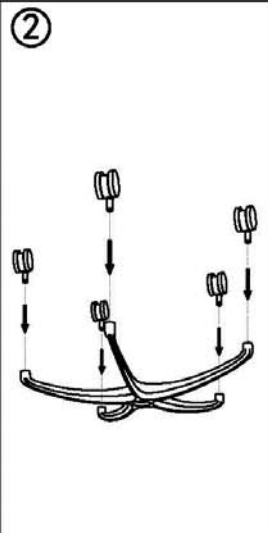
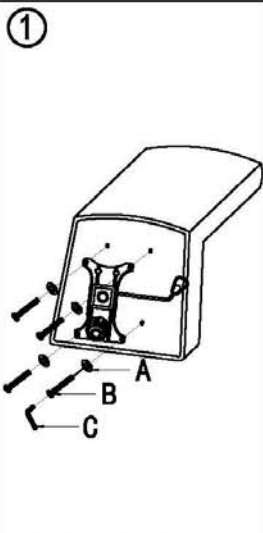

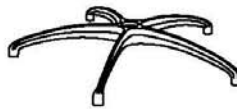
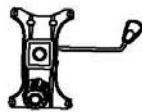
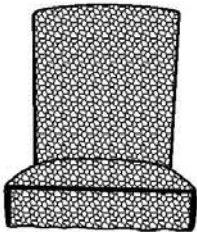


**DISCONTINUED**

## Assembly Instruction Capri Desk Chair

| NO. | DRAWING   | DESCRIPTION                            | Q' TY |
|-----|---|--|-------|
| A   |  | Spring washer (ø5/16")                 | 4PCS  |
| B   |  | Screw Bolt (ø5/16"*1½")                | 4PCS  |
| C   |  | Spring connector (5mm)<br>Allen wrench | 1PC   |
|     |   |  |       |
|     |   |  |       |
|     |   |  |       |
|     |   |  |       |
|     |   |  |       |





ARHAUS®

your home

## cedrick

**Desk Chair**

24.5" w x 27.5" d x 34"-36" h  
55CEDRKSKCH

**Leather**

Storia Stone

## luxuriously rustic comfort

Strong in both style and artisan-crafted quality, our handsome Cedrick Desk Chair is masterfully designed to bring sophistication and richness to your workspace. Expertly upholstered in luxurious hand-finished leather, Cedrick's channel-stitched seat is generously padded with dense foam and is sustained by a resilient, flexible suspension system designed for "sink-into" comfort and evenly dispersed support. The chair's frame is craftsman-built from reinforced hardwood and sits on a pneumatic base and brass casters, which allow you to swivel, slide, adjust, and tilt yourself into an ideal position—perfect for hours of productivity.

## product details

- ▶ Selected from the highest quality hides in the world, our artisan-crafted leathers are dyed and finished by hand to accentuate their natural colors and preserve their unique features.
- ▶ Craftsman-built chair frames are constructed using solid, reinforced hardwood for lasting strength and stability.
- ▶ Seat cushions are sustained by a flexible network of durable rubber webbing, designed for comfortable, evenly dispersed support.
- ▶ Seats and backrests are generously padded with dense foam for a snug cushion and a relaxing, "sink-into" feel.
- ▶ Chair bases feature pneumatic, gas-lift cylinder mechanisms, which allows you to tilt the chair, adjust the chair's height, and swivel to your ideal position.
- ▶ Chair legs also feature brass casters for even easier movement around your space.
- ▶ Keep your furniture looking its best. Visit [arhaus.com](http://arhaus.com) or speak to any Arhaus Design Consultant for care recommendations.



**DISCONTINUED**

ARHAUS®

your home



colette

**Desk Chair**

26.5" w x 26" d x 37.5"-42.25" h

Faux Brown 55COLBRNCH3

Faux Black 55COLBLKCH3

**Leathers:**Faux  
BrownFaux  
Black**Finish:**Antique  
Black**PARTS:**

91720CASTPUSH= Desk Chair Push in Caster

91720COLBASE= Desk Chair Base


91720COLCAST= Desk Chair Screw-In Caster

## comfort and timeless style

Sleek and sophisticated yet understated, our versatile Collette Collection complements a wide variety of décor styles. These faux leather desk chairs are accented with subtle details like baseball topstitching. Smooth, generous upholstery is complemented by slightly distressed wood finishes and antique black casters. Chair bases feature adjustable hydraulic lift mechanisms that allow them to swivel and tilt to any preferred position.

## product details


- ▶ Craftsman-built frames are constructed using reinforced, solid oak hardwood for superior stability.
- ▶ Seats and backrest cushion cores consist of dense, eco-friendly foam made partly from sustainable, plant-based material.
- ▶ Chair bases are made from solid alder, hand-finished in an antique black tone, and rest on metal hooded casters.
- ▶ Solid alder wood chair bases feature adjustable hydraulic lift, swivel, and tilt mechanisms that fully extend to 42.25" h.



# ARHAUS®


your home

## industrial crank



### 86" Desk with Large Base

Glass Top  
86" w x 40" d x 30" h (adjusts to 42" h) 55INDCRDCKKT3  
Wynn Top  
86" w x 32" d x 36" h (adjusts to 42" h) 55INCRDLGWKT  
base measures 59.5" w x 23.5" d x 30"-42" h  
accommodates 60"-96" width and 24"-68" depth tabletops



### 68" Desk with Large Base

Glass Top  
68" w x 32" d x 30" h (adjusts to 42" h) 55INDCRDKKT6  
base measures 59.5" w x 23.5" d x 30"-42" h  
accommodates 60"-96" width and 24"-68" depth tabletops



### 68" Desk with Small Base

Glass Top  
68" w x 32" d x 30" h (adjusts to 42" h) 55INDCRDMSMKT3  
Wynn Top  
68" w x 32" d x 36" h (adjusts to 42" h) 55INDCRDMSMWKT  
base measures 47" w x 20" d x 30"-42" h  
accommodates 47"-84" width and 20"-60" depth tabletops



### Drafting Table

48" w x 32" d x 36"-44" h  
Mango Drafting Top 55INDCDTKT

#### Top Options:



Wynn



Glass

## unapologetically industrial

The iron bases of our Industrial Crank Desks are feats in engineering with their functioning wheel-and-gear mechanisms. Perfect for home offices or even dining rooms and bar areas, the heights of these marvelous, modern desks adjust to accommodate different uses and spaces. With simple glass tops—or any of the other available tabletops—these versatile work surfaces will perfectly fit into any design story.

### product details

- ▶ Desk bases are handcrafted by Indian artisans from solid cast iron.
- ▶ Functional wheel-and-gear mechanisms adjust height to accommodate any task or setting.
- ▶ Wynn tabletops are craftsman-built using white ash wood veneers.
- ▶ Wynn tabletops feature a multilayered, hand-applied Stone on Ash finish for a rustic, distressed appearance that accentuates the ash wood's natural features.
- ▶ Tempered glass tabletops rest on reclaimed wood.
- ▶ Wood supports are removable and can be attached to a wood top.
- ▶ Drafting tables include special drafting tabletops, which are craftsman-built from solid, sustainably sourced mango wood.
- ▶ Drafting tabletops feature a removable iron pencil ledge and can be tilted to any angle or laid flat as a desk surface.
- ▶ Wooden drafting tabletops are stained by hand to accentuate the wood's surface, sealed, and lacquered for added protection.
- ▶ Adjustable desks can also function as a dining table with any of our dining tabletop options.
- ▶ Crank mechanisms' weight limit is 150 lbs.
- ▶ Keep your furniture looking its best. Visit [arhaus.com](http://arhaus.com) or speak to any Arhaus Design Consultant for care recommendations.





## ASSEMBLY INSTRUCTIONS

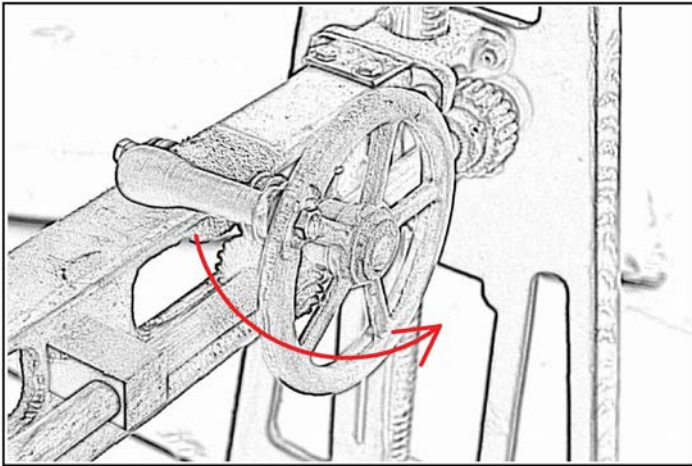
### Instructions:-

1. Unscrew the handle from inner section of the wheel using spanner as shown in image 1
2. Now fix the handle on outer section of the wheel and tighten it using spanner.
3. The table base is ready to use.

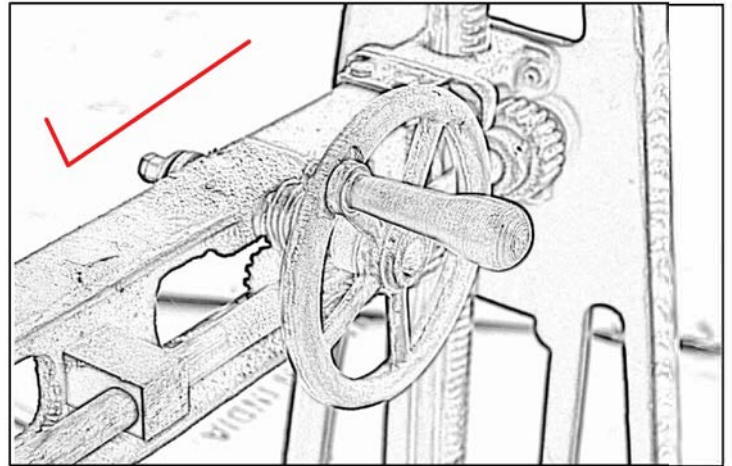
Spanner/Wrench



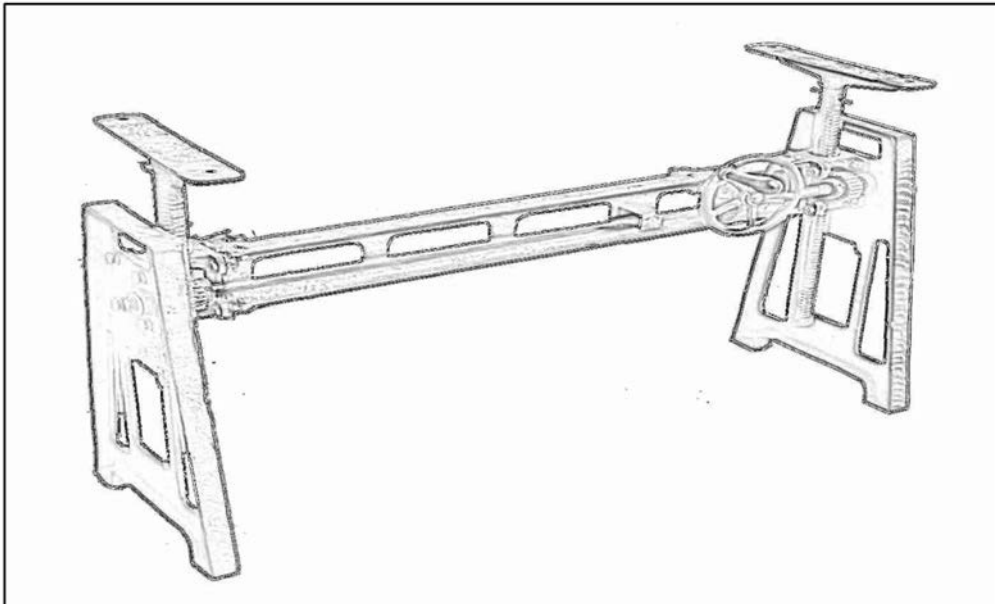
1.



2.



3.



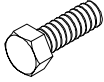
### PARTS

- 55INDLFRSBKT: Crank Riser Bracket Left
- 55INDRTRSBKT: Crank Riser Bracket Right
- 91FILDT86BHDL: Base Handle - Handle for Wheel
- 91FILDT86WHL: Base Wheel - To Crank Desk
- 91INDCRNKLOCK: Lock - Starbolt

# ASSEMBLY INSTRUCTIONS

## Kit Contents:-

1. Bolts - 5Pc.  
30X8 mm.



2. Washer - 5Pc.  
8 mm.



3. Spanner - 1Pc.  
12-13no.



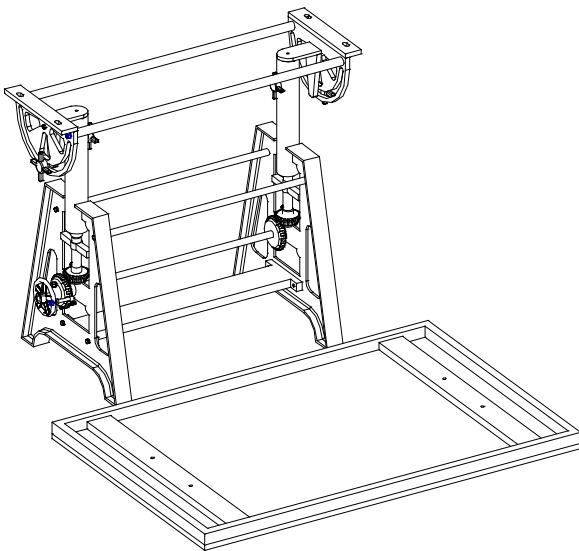
4. Spanner - 1Pc.  
14-15 no.



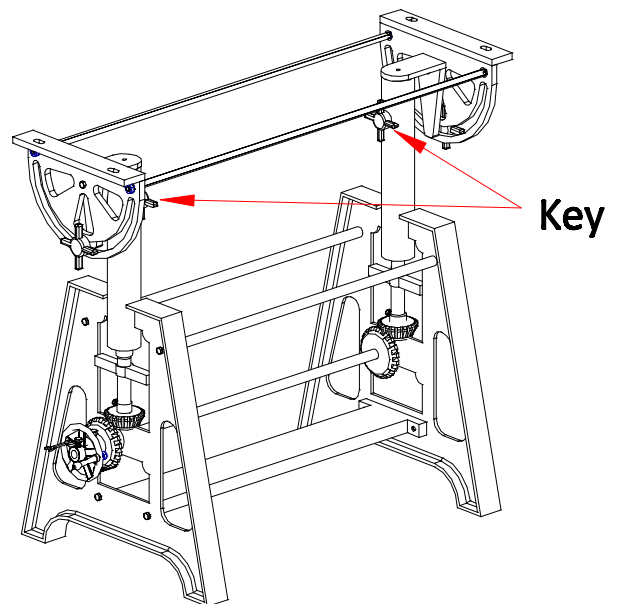
## Instructions:-

1. Lay the Drafting Desk base on a protective surface.
2. Unscrew the handle from inner section to outer. (See image 2)
3. Place the drafting top on base making sure the holes are aligned. Fix with bolt and washer tighten using spanner ( See image 3).
4. Now place the pen holder rod on top & tighten with wing bolt to making sure there is a secure fit. Do not over tighten. (See image 4)
5. The Drafting desk is ready to use.
6. ADJUSTMENT: **(A)** To raise the height of the desk loosen the key (See Image 2) and then rotate the drafting handle to get the desired height. Please make sure the keys are tighten again once the desired height is achieved. **(B)** To tilt the top, loose wing bolt & adjust the top accordingly then tighten the wing bolt again.

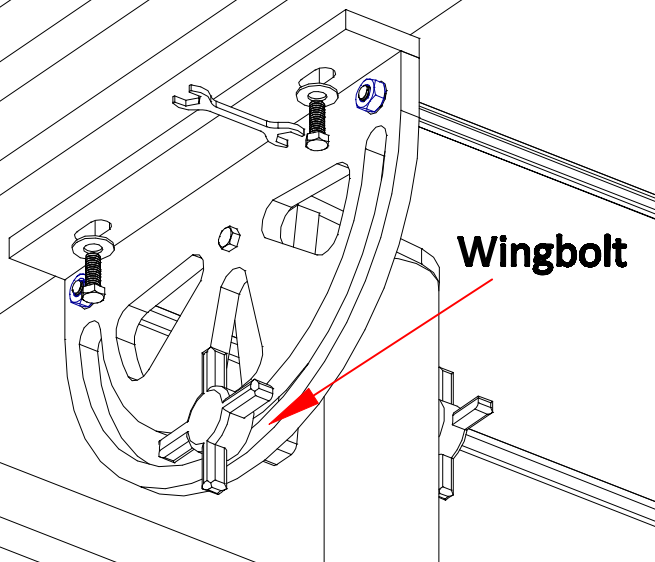
1.




2.



3.



4.





**DISCONTINUED**

ARHAUS®

your home



isla  
 accent collection  
 made in Asia

# reminiscent of old hollywood,

and influenced by the bold geometry of 1920s Art Deco architecture, the Isla Collection adds a touch of drama to any space. Its glamorous designs are crafted using a combination

of solid tulipwood and engineered hardwood. Distressed hardware and antiqued mirrored surfaces finished with silver leaf add a vintage touch to these otherwise timeless pieces.

### artisan finished

Many of our pieces may vary slightly in color, pattern and texture due to the nature of multi-layered finishes that are hand-applied by our craftsmen. Hand-applied finishes may include some small splits, knots, joint lines and other natural properties that will add interest without affecting performance. Materials may also display movement from season to season because of changes in temperature and humidity. We believe these variances from piece to piece only add to an individual's unique, artisan-crafted character.

### handcrafted quality

Arhaus furniture is made with great care and attention to detail. Our collections are distinctive and designed to bring pleasure to you in your home for years to come. Each piece is handcrafted, made using traditional skills and techniques, and hand-painted, distressed and finished to ensure each item becomes an heirloom in your home.

### renewable resources

Arhaus is unique in its commitment to preserving natural resources. Our Corporate Rainforest Policy states that we will not sell merchandise made of timber from the world's endangered rainforests. In all cases, the wood we use was harvested from renewable resources.

**Caution:** Overtightening hardware can cause cracking. Dimensions may vary slightly. Please ensure furnishings fit through interior structures and into desired space before purchase.

**DISCONTINUED****ARHAUS®**

your home



**Writing Desk** 55ISLAWRTDK2  
48" w x 24" d x 30" h

**File Cabinet** 55ISLAF2  
21.75" w x 20.75" d x 27.75" h

**Side Table** 45ISLANT2  
21.5" w x 15.75" d x 29.5" h

**32" Side Table** 45ISLA32NT2  
32" w x 15.75" d x 29.5" h

**Isla Table Lamp** 65594L0399  
16" w x 9" d x 30" h

**7-Drawer Accent Chest** 45ISLA7DR  
66" w x 20" d x 37" h

**3-Drawer Accent Chest** 45ISLACHST2  
42" w x 19" d x 34.5" h

**2-Over-4 Accent Chest** 45ISLA242  
41.75" w x 19" d x 50.5" h

**Jewelry Chest** 45ISLAJWLBX  
18" w x 14" d x 45" h

## product details

- ▶ All mirrored surfaces are antiqued with a silver leaf finish.
- ▶ Frames are crafted from solid tulipwood and engineered hardwood with chamfered corners and tapered legs.
- ▶ Drawers have hand-painted interiors and will vary from piece to piece.
- ▶ Drawers are accented with antiqued drawer pulls and have full-extension metal glides.
- ▶ The Writing Desk is finished on all sides and features five drawers.
- ▶ The File Cabinet's file drawer is adjustable to legal and letter size paperwork and includes metal rods for hanging folders.
- ▶ The Table Lamp has an antiqued, mirrored metal base, a linen shade and a 3-way switch.
- ▶ The Table Lamp takes one 100-watt max bulb (not included). We recommend an energy saving LED light bulb. Use CFL bulb for Title 20 compliance. UL Listed.
- ▶ Finishes are durable enough to withstand daily use; but, as with all fine, wood finishes, should be protected from heat and moisture.
- ▶ Handcrafted wood surfaces are easily maintained with soap and water. Non-wax Guardsman® Wood Polish can be used as needed.

## recommended care

- ▶ Dust with a soft, dry cloth.
- ▶ Avoid sunlight and heat, which could cause cracking or fading.
- ▶ Do not use care products that contain ammonia or silicone.
- ▶ Use coasters, trivets and felt pads to preserve the finish.
- ▶ Never place hot dishes on surfaces; use felt-backed tablemats.
- ▶ Prolonged use of hot electrical equipment may also cause scorching.

**DISCONTINUED**

# ARHAUS®

your home



Writing Desk



File Cabinet



Side Table



32" Side Table



Table Lamp



7 Drawer Hall Chest



3 Drawer Accent Chest







2 Over 4 Hall Chest

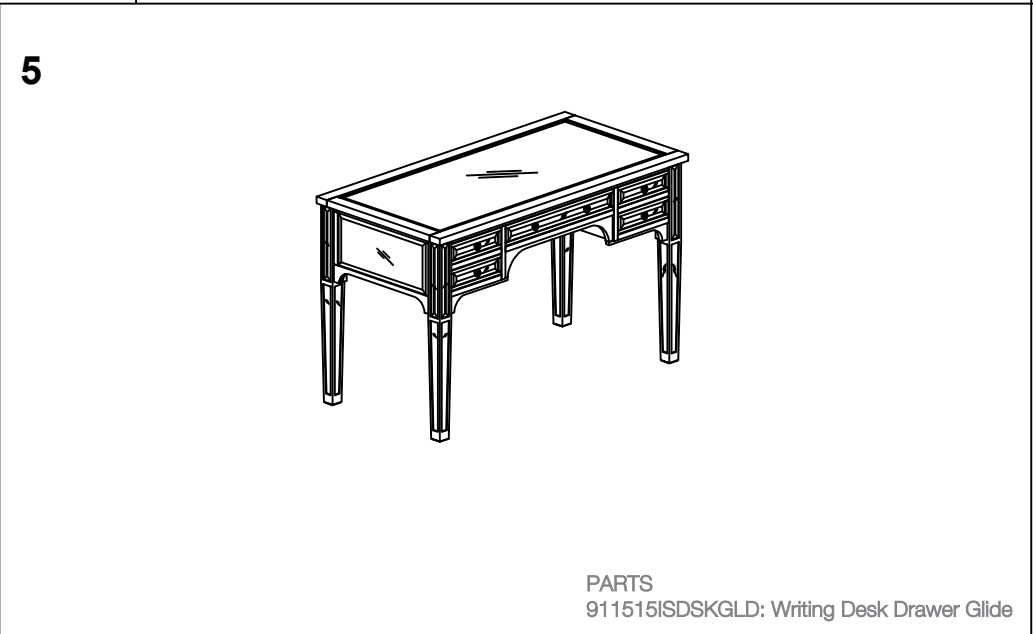
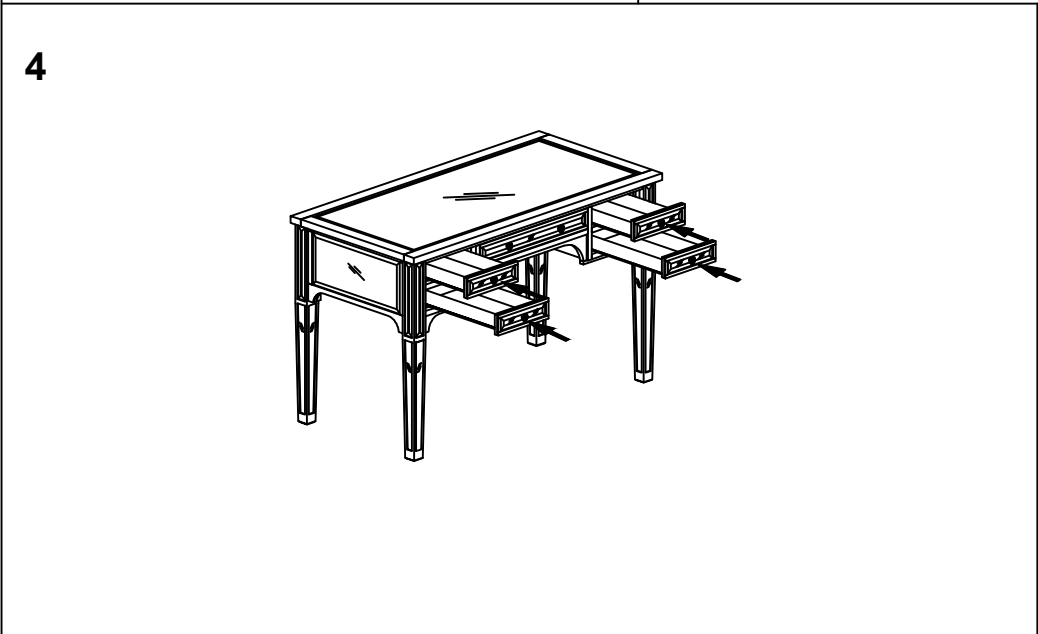
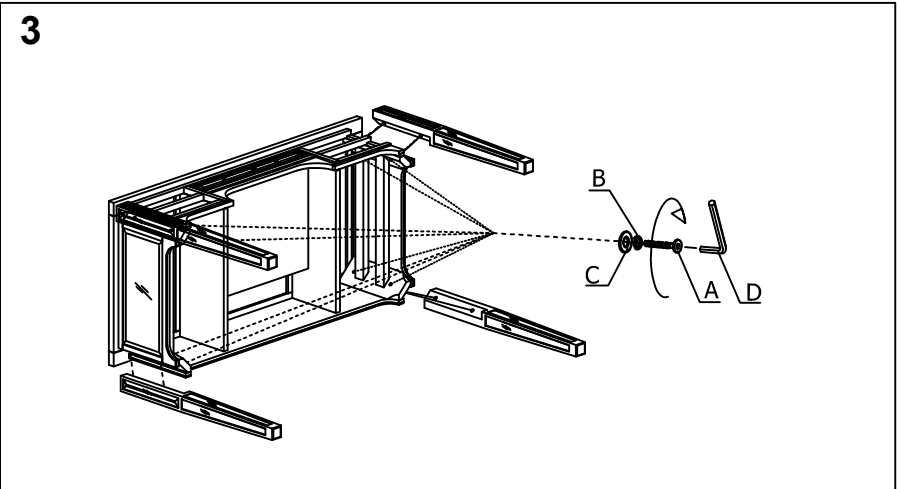
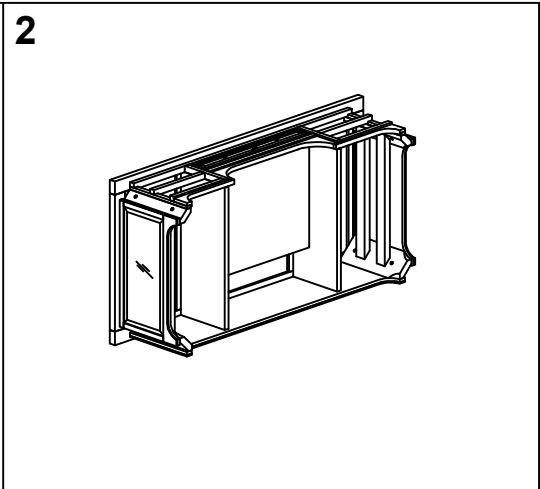
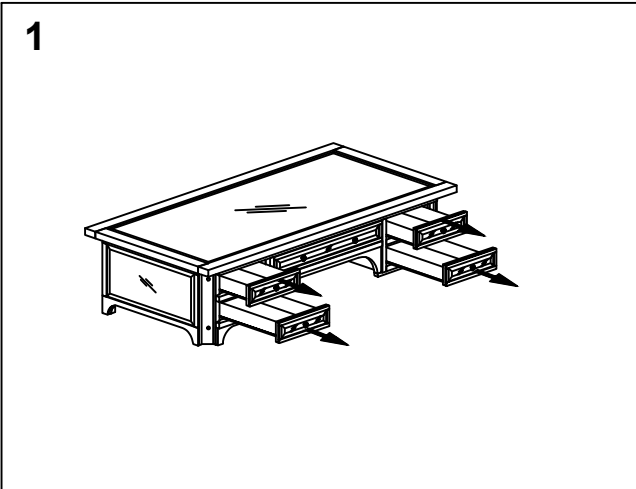


Jewelry Chest

# 55ISLAWRTDK2 Assembling Instruction ISLA Writing Desk

## Hardware

|   |   |   |  |
|---|---|---|--|
| A =  8 Pcs | B =  8 Pcs | C =  8 Pcs | D =  1 Pc |
|---|---|---|--|





ARHAUS®

your home


## kimball

**Desk Chair**

25" w x 25.5" d x 30"-38" h

Hampton Flint 55KIMBLFSCH

Dolomiti Rocky 55KIMBLDCH



**Fabric:**  
Hampton  
Flint



**Leather:**  
Dolomiti  
Rocky

## classic comfort and style

Mimicking the sophistication of 1920s Parisian club chairs, our Kimball chair was designed with luxury for the modern office. This chic seat is generously cushioned and expertly tailored in hand-finished leather or High-Performance Easy-Care fabric. The wooden base is finished in a warm brown tone and features a pneumatic lift, tilt, and swivel mechanism. And, a plush seat supported by a flexible network of durable rubber webbing provides resilient, all-day "sink-into" comfort.

### product details

- ▶ Virtually unstainable, High-Performance Easy-Care Fabrics, like our Hampton fabrics, are extremely durable yet beautiful and soft to the touch.
- ▶ Made from recycled fibers without harmful chemical treatments, High-Performance fabrics resist fading and are environmentally friendly.
- ▶ Selected from the highest quality hides in the world, our artisan-crafted leathers, like our Dolomiti leathers, are dyed and finished by hand to accentuate their natural colors and preserve their unique features.
- ▶ Craftsman-built frames are constructed using solid, reinforced hardwood for lasting strength and superior stability.
- ▶ Chair bases are finished by hand with a warm, brown stain. Wood surfaces are lacquered for added protection and subtle sheen.
- ▶ Chair bases feature pneumatic, gas lift cylinder mechanisms, which allows you to tilt the chair and swivel to your ideal position.
- ▶ Cushions are sustained by a flexible network of durable rubber webbing designed for comfortable, evenly dispersed support.
- ▶ Cushion cores are made with dense, eco-friendly foam made partly from sustainable, plant-based material.
- ▶ Poly-fiber padding creates relaxing sink, and cotton casings maintain cushion shape.
- ▶ Cushions are channel-stitched to keep padding in place for added resilience.
- ▶ Keep your furniture looking its best. Visit [arhaus.com](http://arhaus.com) or speak to any Arhaus Design Consultant for care recommendations.



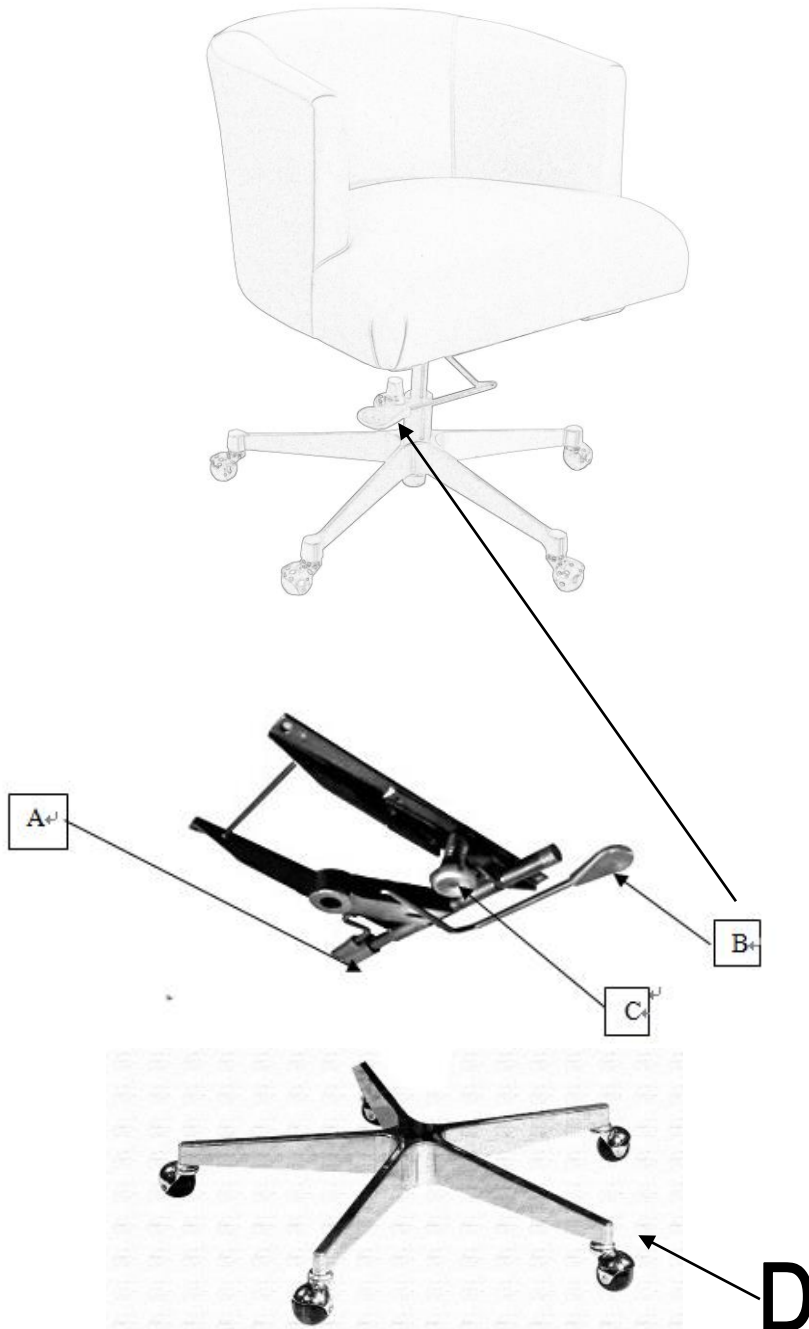
## Arhaus Style: EC437

## Operational Instructions

**Carefully unpack all parts and identify them with parts list and assemble the chair following the Assembly Instructions.**

**Put the chair onto a flat floor then you can sit onto and adjust the reclining and the seat height**

1. Please sit down onto the chair and use the left handle (A) to adjust the reclining of the chair, and use the right handle (B) to adjust the height of it.
2. Pull the left handle (A) out and the chair is active to recline. Get a desired tilt and release the left handle to lock it. You can lock at several different tilt angles by reclining your body.
3. Turn the right handle (B) upward to activate the cylinder for adjusting the height of the chair. Raise your body up, the seat will be lifted up to a desired height by the cylinder. To get a lower height, please sit down with the right handle (B) turning upward. Release the right handle (B) to lock the cylinder when you achieve a desired seat height.
4. Turn the knob (C) clockwise to lessen the tension and counter clockwise to tighten the tension



## Parts As Shown

- A. Left handle
- B. Right handle
- C. Tilt tension knob
- D. Base set

# ARHAUS®

FURNISHING A BETTER WORLD



**MARTELLO**  
desk collection  
made in ASIA

## Small details make a big impact on your home office.

The Martello leather desk chair is expertly fitted in smooth, rich leather. Even the arms are completely covered. The entire frame of the chair is punctuated with hand-applied nailheads to accent its

silhouette. Beautiful and functional—this chair adjusts in height, swivels and tilts.

|   |  |  |
|---|--|--|
| <p><b>NATURAL WOOD</b></p> <p>Each piece will have slightly different shading and grain patterns and due to the nature of a multi-layered finish that is hand-applied by our craftsmen, there will be variation from piece to piece. Some small splits may occur, but will only add to the character. Knots and joint lines are a natural property and add interest but without affecting performance. All natural wood will display movement from season to season because of changes in temperature and humidity.</p> | <p><b>HANDCRAFTED QUALITY</b></p> <p>Arhaus furniture is made with great care and attention to detail. Our collections are distinctive, designed to bring pleasure to you in your home for years to come. Each piece is handcrafted, made using traditional skills and techniques, and hand-painted, distressed and finished to ensure each item becomes an heirloom in your home.</p> | <p><b>RENEWABLE RESOURCES</b></p> <p>Arhaus is unique in our commitment to preserving natural resources. Our Corporate Rainforest Policy states that we will not sell merchandise made of timber from the world's endangered rainforests. In all cases, the wood was harvested from renewable resources.</p> |
|---|--|--|

All dimensions can vary slightly due to the hand-built nature of our furniture.



# ARHAUS®

FURNISHING A BETTER WORLD



**Imperial Regal**



**Sarzana Castle**



## Desk Chair

25" w x 28.5" d x 35.5" h  
(height fully extends to 38" h)

**Imperial Regal** 55MARBRCH

**Sarzana Castle** 55MARGRCH

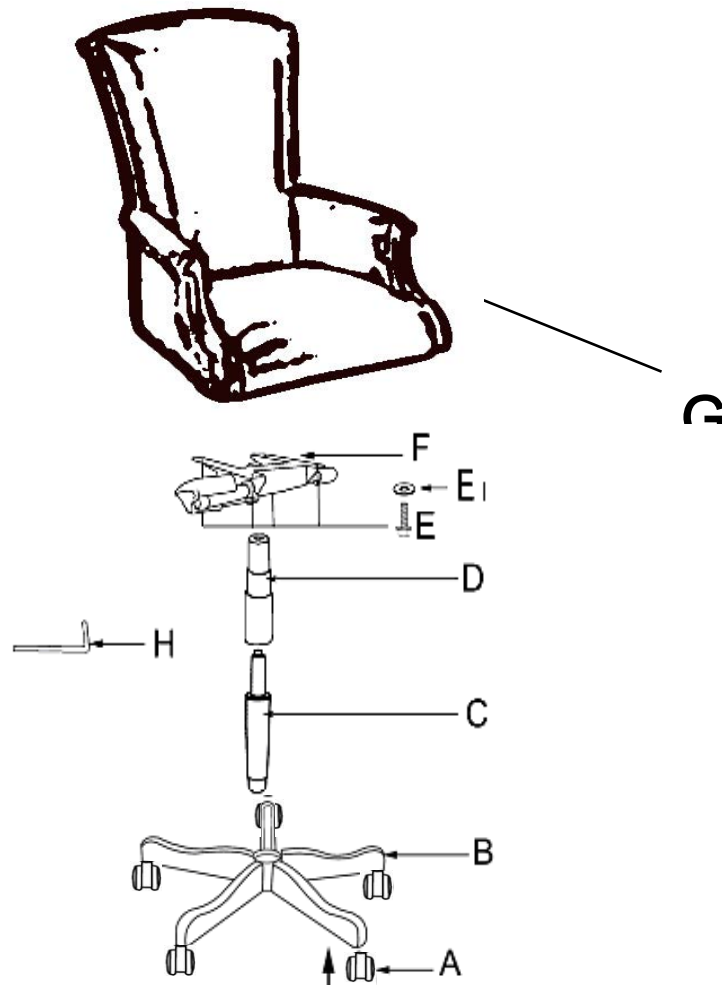
## product details

- ▶ Expertly fitted in rich leather, the entire chair is outlined in nailheads, all applied by hand.
- ▶ The Martello in Imperial Regal is a rich warm brown featuring natural nailheads.
- ▶ The Martello in Sarzana Castle chair is a dark grey featuring brushed nickel nailheads.
- ▶ The base is made of poplar and finished with soft lacquer for protection.
- ▶ Constructed with corner blocks for ongoing strength and support.
- ▶ Features Pirelli webbing in the seat, and 2.0 density foam in the seat and back for durability and extra comfort.

- ▶ Brass casters on leg base.
- ▶ A pneumatic gas lift cylinder mechanism allows you to tilt the chair and swivel.

## recommended care

- ▶ Avoid exposing furniture to excessive heat or sunlight, as this can cause cracking and discoloration.
- ▶ Using distilled water, wipe occasionally with a damp cloth to preserve the leather.
- ▶ Wipe the caster base with a damp cloth and dry completely.
- ▶ Dust legs with a soft cloth and use Guardsman® Wood Polish occasionally.



Carefully unpack all parts and identify them with parts list before attempting to assemble the chair.

**IMPORTANT: DO NOT TIGHTEN BOLTS AND SCREWS FULLY UNTIL YOU HAVE COMPLETED THE FINAL ASSEMBLY.**

1. Carefully remove the 5 STAR BASE(B) from the carton. The base is located behind the fiberboard that is behind the chair UNIT SEATING(G).
2. Put 5 CASTERS (A) into the holes of 5 STAR BASE (B).
3. Insert GAS LIFT (C) to the center hole top of 5 STAR BASE (B), and put the BELLOWS(D) onto the GAS LIFT(C).
4. Attach SEAT PLATE (F) to the Unit Seating(G) by using 4 SCREWS (E) with 4 FLAT WASHERS (E1).
5. Insert the pre-assembled seat unit onto the gas lift to finish the final assembly.
6. Be sure that all the screws are fully tightened before using.

### Parts List

|     |                       |   |
|-----|-----------------------|---|
| A.  | CASTERS (55MARTCAST)  | 5 |
| B.  | 5 STAR BASE           | 1 |
| C.  | GAS LIFT              | 1 |
| D.  | BELLOWS               | 1 |
| E.  | SCREWS (5/16"x1-1/4") | 4 |
| E1. | FLAT WASHERS          | 4 |
| F.  | SEAT PLATE            | 1 |
| G.  | UNIT SEATING          | 1 |
| H.  | ALLEN KEY             | 1 |

**\*CHAIR IMAGE MAY NOT MATCH ENCLOSED STYLE. IMAGE IS FOR REFERENCE ONLY.**

**NOTE: THE 5 STAR BASE IS PACKED IN THE CARTON BEHIND THE CHAIR....DO NOT DISCARD BEFORE REMOVING**

**DISCONTINUED**

ARHAUS®

your home

naomi




**Oval Writing Desk**  
71" w x 36" d x 30.5" h  
Brass 55NAOMIBO71KT  
Antique Pewter 55NAOMIPO71KT




**68" Rectangular Writing Desk**  
68" w x 32" d x 30.5" h  
Brass 55NAOMIB68KT  
Antique Pewter 55NAOMIP68KT

**86" Rectangular Writing Desk**  
86" w x 40" d x 30.5" h  
Brass 55NAOMIB86KT  
Antique Pewter 55NAOMIP86KT

**Finishes:**



Brass






Antique  
Pewter

## contemporary art deco

Inspired by Art Deco design, our artisans constructed the Naomi Collection to be functional, glamorous, and contemporary. Handcrafted in India where artisans are highly skilled in metal working, Naomi's sculptural design evokes a fine-art aesthetic. To create this brilliant desk, brass links are welded by hand to form cage-like bases. Each piece is finished with a tempered glass desktop.

### product details

- ▶ Desk bases are constructed from solid, hand-welded brass.
- ▶ Hand-styled finishes are carefully applied to achieve a subtle antiqued patina.
- ▶ Desktops are made of 1/2"-thick tempered glass.



# ARHAUS®

your home

## palencia



Writing Desk  
55" w x 27" d x 30" h  
55PALENCIADK

## reclaimed wood meets traditional Indian craftsmanship.

Our Palencia Collection is craftsman-built using solid reclaimed neem wood. Salvaged from old boats, buildings, and doors; each plank is handpicked to ensure the highest quality and carefully hand-finished to preserve its stunning natural features. Reclaimed wood often displays elegant, organic grain patterns, textures, and color variations that are enhanced by our artisans and celebrated in our designs. Our Palencia desktops are complemented by solid, hand-pounded iron bases featuring a neutral black finish.

### product details

- ▶ Desks are craftsman-built from solid, reclaimed neem wood.
- ▶ Reclaimed wood is selected as a way to contribute to a healthy and renewable ecosystem.
- ▶ Wood finishes are applied by hand and lacquered for added protection and a subtle satin sheen.
- ▶ Iron desk bases are hand-finished in black and hand-pounded to create their unique texture.
- ▶ Due to the nature of materials used and hand-applied finishes, color, pattern, and texture may vary, making each piece unique.
- ▶ Wood furnishings may also display small splits, knots, joint lines, or other natural features. These markings are normal and will not affect the performance of your piece.





## ARHAUS®

your home

## palmer


**Executive Desk**

71" w x 31.5" d x 30" h


Natural Oak 55PALMOEXDK2

Bali Brown 55PALMBEXDK2


Bronzed Oak 55PALMMTEXDK

**Finishes:**

Natural Oak



Bali Brown




Bronzed Oak

## naturally stunning sustainable design

Sleek and elegant, the untamed beauty of solid oak or mango wood combines with clean, modern lines to create our Palmer Desk Collection. Our designers fashioned this collection with elements of the Bauhaus era in mind, where minimalist form underlines everyday function. Indonesian artisans handcraft each piece, bringing artistry and unique character to hand-planed, hand-sanded wood. Let our Palmer Desk Collection be an endless source of inspiration, where knowledge thrives and modern flair abounds.

## product details

- ▶ Natural Oak pieces are handcrafted from solid oak wood that is grown and harvested in the United States in strict adherence to international environmental treaties.
- ▶ Natural Oak surfaces are hand-planed and hand-sanded to bring out the natural beauty of every piece of timber.
- ▶ Bali Brown pieces are made of solid mango wood. Mango is indigenous to Indonesia and is sustainably harvested from fruit trees after they can no longer grow fruit.
- ▶ Bali Brown surfaces are hand-planed to achieve a textured surface and finished with coat of cherry stain to achieve a warm and rich patina.
- ▶ Bronzed Oak pieces are handcrafted from solid oak wood and oak veneers that are grown and harvested in the United States in strict adherence to international environmental treaties.
- ▶ Bronzed Oak surfaces features a walnut stain. Metal frames are hand-painted in brass to complement the wood's warm tones.
- ▶ Each plank is coated with several layers of glaze, stain, and lacquer for extra protection.
- ▶ All pieces are durably constructed using mortise-and-tenon joinery for added structural reliability.
- ▶ Parsons-style bases are made out of solid powder-coated iron.
- ▶ Desk features two open shelves below the desktop for storage.
- ▶ Fully finished, the desk can be displayed with the open shelves on the left or right side.
- ▶ Return Desk can also function as a narrower desk or console table.
- ▶ 2-Drawer File Cabinet is equipped with one drawer and one file drawer. Can be stored under the return desk to conserve space.
- ▶ Credenza is equipped with six drawers, two file cabinets and one adjustable shelf with wire access.
- ▶ Due to the natural materials used and hand-applied finishing, each piece will vary slightly in shade and grain pattern.
- ▶ Some small splits, knots, or joint lines may occur but will only add to the character of your piece without affecting performance.
- ▶ All natural wood will display movement from season to season due to changes in temperature and humidity.



# ARHAUS®

your home



**Desk**

55" w x 29" d x 30" h  
Natural Oak 55PALMODSK2  
Bali Brown 55PALMBRDSK  
Bronzed Oak 55PALMMTDSK



**Return Desk**

55" w x 22" d x 30" h  
Natural Oak 55PALMORTN2  
Bali Brown 55PALMBRTDK  
Bronzed Oak 55PALMMTRTN



**Bookcase**

39.5" w x 15.75" d x 76" h  
Natural Oak 55PALMOBK2  
Bali Brown 55PALMBR40BK  
Bronzed Oak 55PALMMT40BK



**2-Drawer File Cabinet**

19.5" w x 19" d x 25" h  
Natural Oak 55PALMO2D2  
Bali Brown 55PALMBR2DFL  
Bronzed Oak 55PALMMT2D

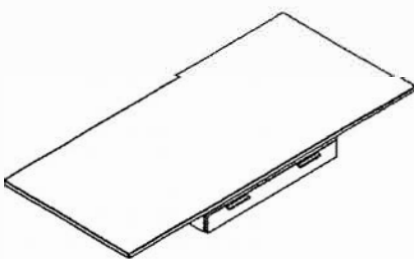

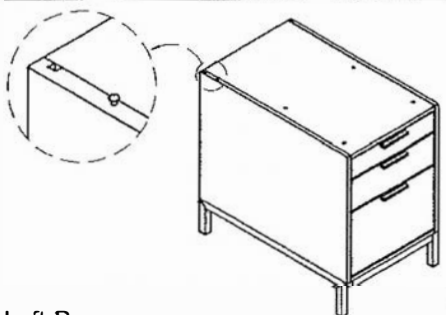
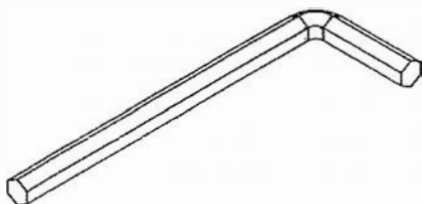
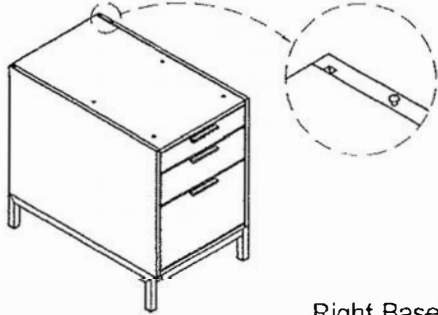


**Credenza**

56.25" w x 19" d x 29.5" h  
Natural Oak 55PALMOCR2  
Bali Brown 55PALMBRCRD  
Bronzed Oak 55PALMMTCR

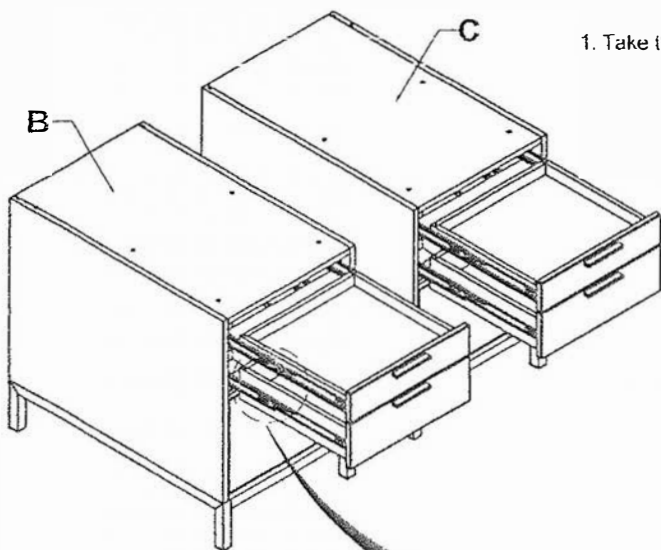
# ASSEMBLY INSTRUCTIONS

## PALMER - EXECUTIVE DESK

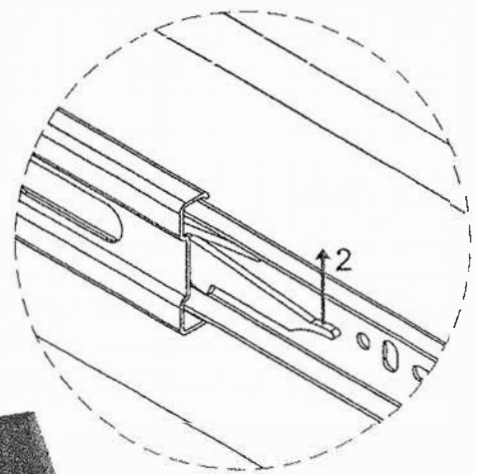
| NO. | PARTS LIST  | QTY  | NO. | PARTS LIST  | QTY   |
|-----|---|------|-----|---|-------|
| (A) |                  | 1 pc | (D) |  | 8 pcs |
| (B) | <br>Left Base    | 1 pc | (E) |  | 1 pc  |
| (C) | <br>Right Base | 1 pc |     |   |       |

91PALMFILEROD: Palmer File Rods

**1** Release the first and second drawer



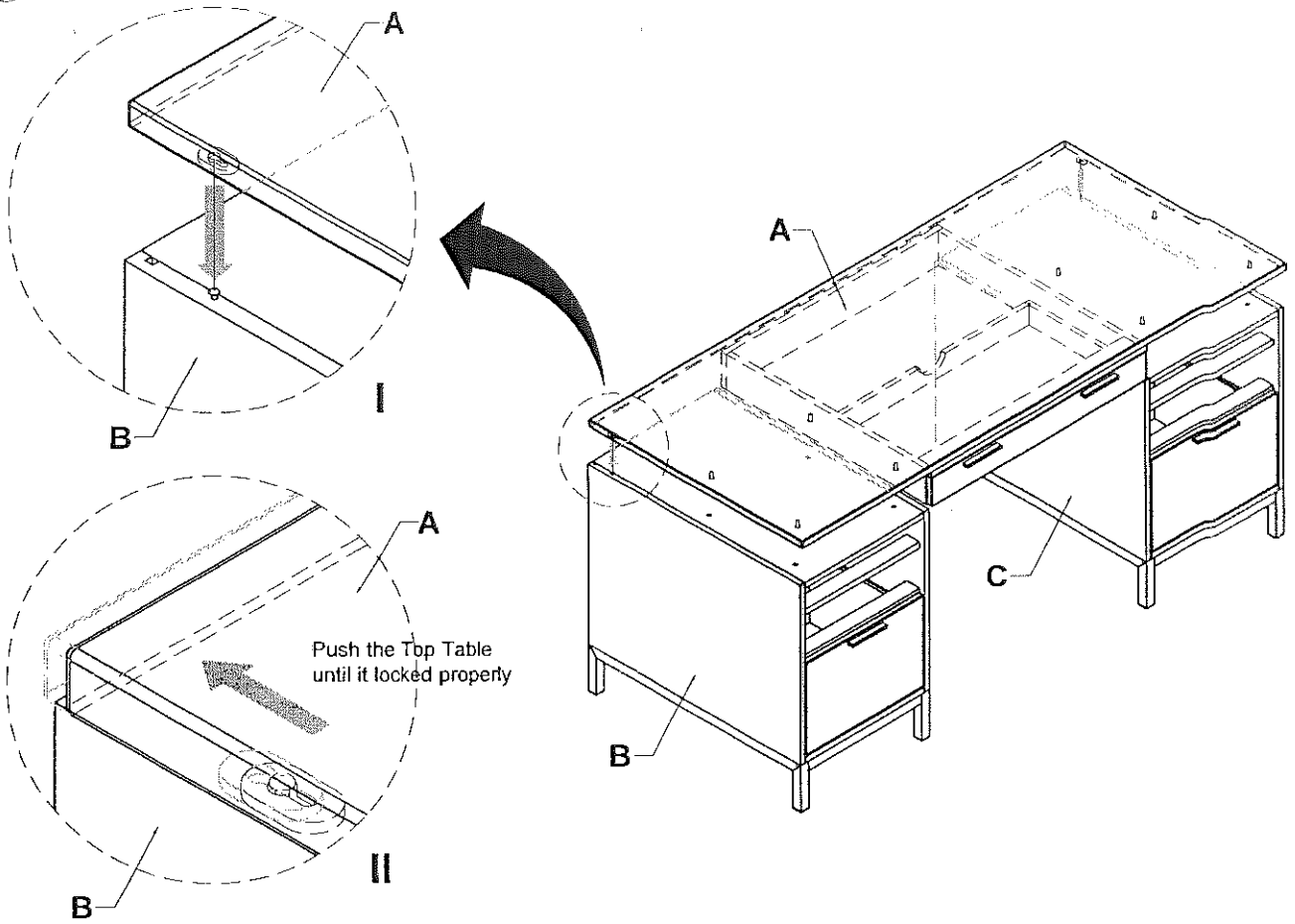
1. Take the drawer off.



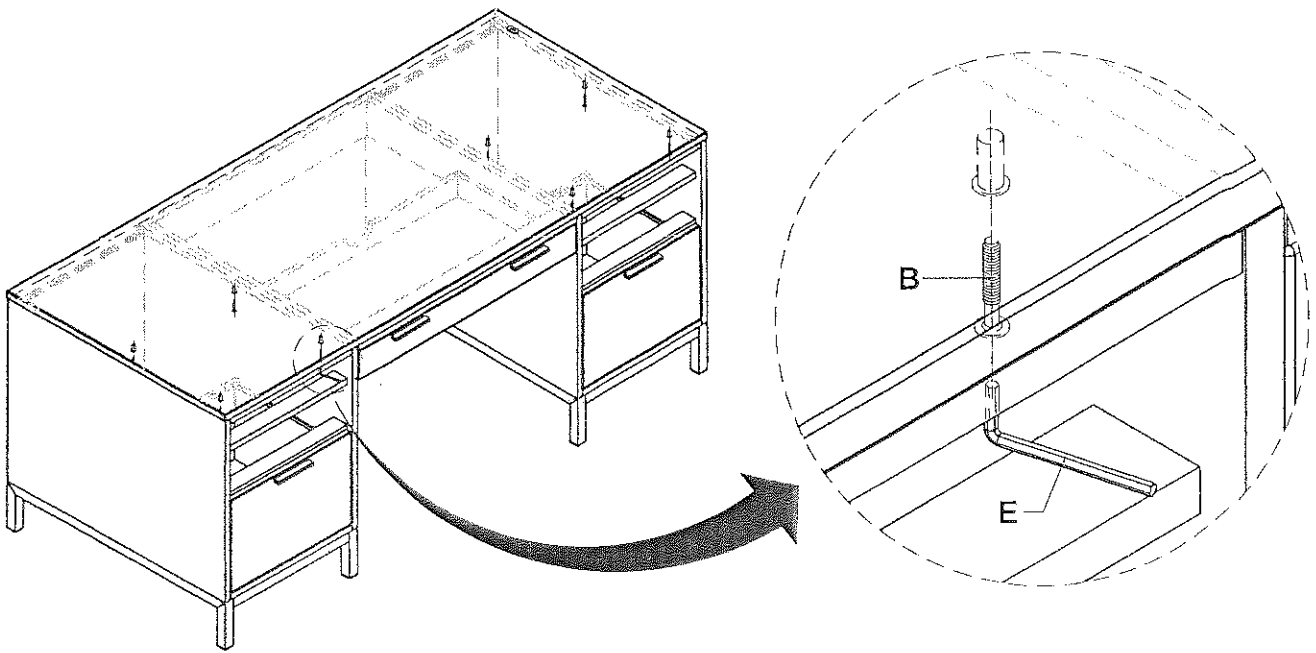
2. Pull the drawer runner plastic bar (black) up, to release the drawer.



②



③



**DISCONTINUED**

ARHAUS®

your home

portier



**Writing Desk**  
 52.75" w x 28" d x 30.25" h  
 55PORTWRDCK

## coastal-cottage styling

Elegantly carved and topped with artisan-sculpted bluestone, our Portier Desk is craftsman-built using solid white oak and surfaced with hand-finished oak veneers. Each wooden surface is hand-stained with a subtly weathered, Cerused Natural Oak finish designed to accentuate the wood's natural texture, grain, and coloring. This beautiful and durable piece is designed with everyday function in mind, featuring a sturdy reinforced frame and drawers adorned with antiqued brass hardware.

### product details

- ▶ Craftsman-built frames are built from solid oak and oak veneers.
- ▶ Frames are reinforced for added strength and stability.
- ▶ Tops are made from artisan-sculpted bluestone.
- ▶ Multilayered Cerused Natural Oak finishes are wire-brushed and glazed for a subtle sheen.
- ▶ Surfaces are lacquered for added protection.
- ▶ Brass hardware features an antiqued finish.
- ▶ Drawers feature full-extension, under-mounted glides.
- ▶ Finishes are durable enough to withstand daily use; but, as with all fine, wood finishes, should be protected from heat and moisture.
- ▶ Handcrafted wood surfaces are easily maintained with soap and water. Non-wax Guardsman® Wood Polish can be used as needed.



ARHAUS®

your home

reese



**Writing Desk**  
 48" w x 26" d x 30" h  
 Galleria Blush 55REESEWD

## vintage-inspired glamour

Inspired by the art deco aesthetics and architecture of the 1920s, each glamorous design in our Reese Collection is craftsman-built with beveled glass surfaces framed in solid parawood and tulip wood veneers ornamented by artfully sculpted detailing. Each reverse-painted glass surface is artisan-finished using traditional 19th-century techniques for a chic effect. Durable frames are accentuated by tapered legs and elegantly hand-finished wood trim, which create delicate silhouettes. Midcentury-inspired hardware is finished with an antiqued silver patina, adding an eclectically vintage touch to each fabulous piece.

### product details

- ▶ Desk frames are craftsman-built from solid parawood with tulip wood veneers.
- ▶ Finished glass has been reverse-painted using 19th century finishing techniques and beautiful neutral tones.
- ▶ Reverse-painted glass surfaces feature beveled glass panels to achieve a jewel-like appearance and provide contrast in texture.
- ▶ Hand-applied finishes are artfully antiqued to create a rustic-chic appearance.
- ▶ Wood surfaces are lacquered for added protection and a subtle satin sheen.
- ▶ Drawers are accented with antiqued, silver-finished drawer pulls and sit on side-mounted metal glides.
- ▶ Regular maintenance of wood and mirrored glass surfaces is required. For additional information, please visit [arhaus.com](http://arhaus.com)



# ARHAUS

your home

## sullivan



**Executive Desk**  
71" w x 31.5" d x 30" h  
Northern Oak 55SULLEXEC  
Northern Cinder 55SULLGEXDK



**Modular Triple Bookcase File**  
112.68" w x 19.17" d x 75.35" h  
Northern Oak 55SULMDTRPBK  
Northern Cinder 55SULGRTRPBK



**Bookcase Top**  
37.56" w x 13.78" d x 47.24" h  
Northern Oak 55SULLBOOK  
Northern Cinder 55SULLGBOOK

**File Base**  
37.56" w x 19.17" d x 28.11" h  
Northern Oak 55SULLFILE  
Northern Cinder 55SULLGFILE



**2-Door Cabinet Base**  
37.56" w x 19.17" d x 28.11" h  
Northern Oak 55SULL2DCAB  
Northern Cinder 55SULLG2DCB



**Open Base**  
37.56" w x 17.72" d x 28.11" h  
Northern Oak 55SULLCAB  
Northern Cinder 55SULLGCAB

### Finishes:



Northern  
Oak



Northern  
Cinder

## contemporary rustic

Functional design at its best, our Sullivan Collection is artisan-crafted to frame your space in a grounded, contemporary aesthetic. Built by hand using sustainably sourced, reclaimed, European oak wood complemented by oversized iron hardware, each hand-stained surface features a smooth, contemporary finish that accentuates the natural character of the salvaged wood. This office collection perfectly balance practicality, craftsmanship, and chic styling with workspace and storage solutions to suit your everyday needs.

### product details

- ▶ Sullivan pieces are handcrafted by artisans from reclaimed European oak, sustainably grown solid oak, and oak veneers.
- ▶ In addition to its stunning, natural appeal, our reclaimed wood is treasured in many of our collections as a contribution to preserving healthy and sustainable eco-systems.
- ▶ Wood surfaces are hand-sanded, layered with several coats of glaze, and finished with a matte lacquer topcoat for added protection.
- ▶ Finishes are complemented by solid, oversized iron hardware.
- ▶ Adjustable/removable shelving accommodates any storage or display needs.
- ▶ Cord management holes accommodate electronics and media equipment.
- ▶ Drawers sit atop under-mounted glides.
- ▶ File includes two drawers that adjust to support both legal and standard-size files.
- ▶ All Sullivan pieces include anti-tip kits for added stability.
- ▶ Keep your furniture looking its best. Visit [arhaus.com](http://arhaus.com) or speak to any Arhaus Design Consultant for care recommendations.





# ARHAUS®

your home

## telegraph



### Executive Desk

78" w x 38" d x 30.25" h

Spencer Brown & Black

Acacia White & Woodland Mindi

55TELEEXDK3

55TELEWEXDK

### executive desk

- ▶ Front features shelving for added storage and display space.
- ▶ Lockable files feature adjustable file storage for legal/standard sizes.
- ▶ Top features hidden compartment for office supplies, three-plug media outlet and two removable trays.
- ▶ Top side drawer features a leather writing surface.
- ▶ Center drawer has drop-down drawer front feature.



### Small Desk

70" w x 31.25" d x 30.25" h

Spencer Brown & Black

Acacia White & Woodland Mindi


55TELESMDK3

55TELEWSMDK2

### small desk

- ▶ Lockable files feature adjustable file storage for legal/standard sizes.
- ▶ Top features hidden compartment for office supplies, three-plug media outlet and two removable trays.
- ▶ Top side drawer features a leather writing surface.
- ▶ Center drawer has drop-down drawer front feature.

### Finishes:



Spencer Brown/Black



Acacia White/Woodland Mindi

## inspired by 1900s, turn-of-the-century furnishings,

Our Telegraph Office Collection is craftsman-built for exceptional beauty and contemporary functionality. Each piece of this sophisticated office suite is traditionally constructed from mindi wood with reinforced frames. Finishes are painted and distressed by hand and accentuated by brass hardware, corner brackets, and drawer-front label frames. Removable trays, adjustable shelves and spacious drawers provide generous storage and the organization options needed to make your home office as productive as possible.

### product details

- ▶ Handcrafted of solid mindi wood and veneers for durability.
- ▶ Finishes are applied and distressed by hand.
- ▶ Finishes are accentuated by solid brass hardware.
- ▶ Drawers feature full-extension metal glides.
- ▶ Finishes are durable enough to withstand daily use; but, as with all fine, wood finishes, should be protected from heat and moisture.
- ▶ Handcrafted wood surfaces are easily maintained with soap and water. Non-wax Guardsman® Wood Polish can be used as needed.





# ARHAUS®

your home



## Return Desk

70.75" w x 21" d x 30.25" h

Spencer Brown & Black

Acacia White & Woodland Mindi

55TELERTNDK3

5TELEWRTNDK

## return desk

- ▶ Lockable files feature adjustable file storage for legal/standard sizes.
- ▶ Towers can be assembled on left or right side of return.



## Computer Cabinet

53" w x 20" d x 55.5" h

Spencer Brown & Black

Acacia White & Woodland Mindi

55TELECMPCAB

55TELEWCMPCAB

## computer cabinet

- ▶ Features a leather writing pad.
- ▶ Drop-down cabinet front features pressurized hinges.
- ▶ Top compartment opens forward to reveal work surface and shelving.
- ▶ Lockable bottom drawer features adjustable file storage for legal/standard sizes.



## Workers Cabinet

41.75" w x 17.75" d x 73.25" h

Spencer Brown & Black

Acacia White & Woodland Mindi

55TELECAB

55TELEWCAB



## Lateral Workers Cabinet

80.25" w x 25.25" d x 35.75" h

Spencer Brown & Black

Acacia White & Woodland Mindi

55TELELATCAB

55TELEWLATCAB

## workers cabinets

- ▶ Features multiple slots for within-reach organization.
- ▶ Features removable drawers.
- ▶ Shelving is fixed for stability and additional storage.



## 4-Drawer File

28.75" w x 19.75" d x 60" h

Spencer Brown & Black

Acacia White & Woodland Mindi

55TELE4DFILE

55TELEW4DFILE

## 4-drawer file

- ▶ Lockable files feature adjustable file storage for legal/standard sizes.



## bookcase

- ▶ Includes three adjustable shelves.
- ▶ Features a 34" w x 15" d x 54.75" h cavity.

## Bookcase

40.25" w x 16.25" d x 80" h

Spencer Brown & Black

Acacia White & Woodland Mindi

55TELEWDBK

55TELEWWDBK

# ARHAUS®

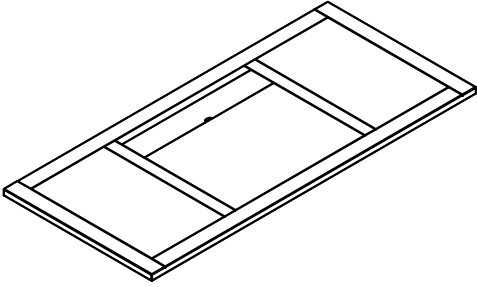
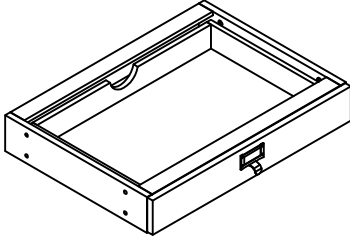
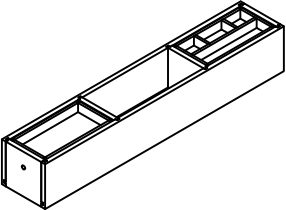
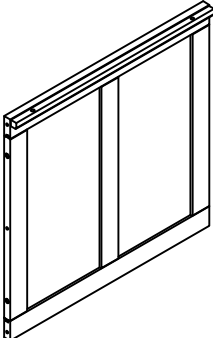
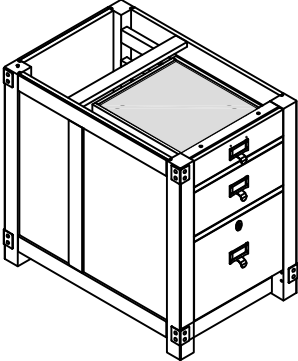
your home

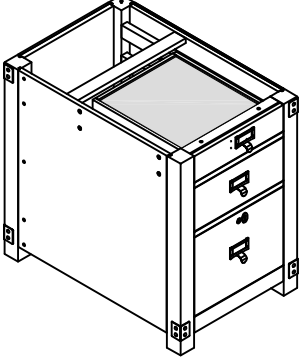
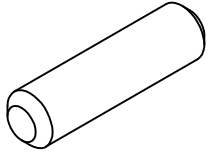
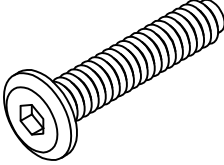

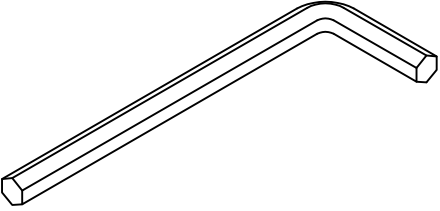
## replacement parts

55TELDRLFRLTC: TELEGRAPH DRAWER FRONT LATCH  
55TELELKPLT: TELEGRAPH LOCK PLATE  
55TELKYHLCVR: TELEGRAPH KEY HOLE COVER  
91511TEL4ROD: TELEGRAPH 4 DRAWER FILE RODS  
91511TELBOX: TELEGRAPH 4 DRAWER FILE BOX LOCK  
91511TELCORN: TELEGRAPH DSK CORNER BRASS BRASS BRACKET WITH ANTQ NAILS  
91511TELDIV: TELEGRAPH WORKERS CAB DIVIDER  
91511TELDRWSLD: TELEGRAPH EXEC DESK DRWR SLIDE  
91511TELDKHAND: TELEGRAPH DESK HANDLE  
91511TELESC: TELEGRAPH EXEC DESK ESCUTCHEON  
91511TELEXHW: TELEGRAPH EXEC DSK HDW  
91511TELHNGTP: TELEGRAPH EXEC DESK HINGE TOP  
91511TELKEY: TELEGRPAH EXEC DESK KEY GOLD  
91511TELLFT: TELEGRAPH EXEC DESK DRWR CATCH; left drawer catch  
91511TELPAD: TELEGRAPH EXEC DESK WRTING PAD  
91511TELROD: TELEGRAPH DSK FILE RODS  
91511TELRT: TELEGRAPH EXEC DESK DRWR CATCH: RIGHT SIDE  
91511TELRTN: TELEGRAPH RTRN DSK ASSEM HW  
91511TELSLIDE: TELEGRAPH DSK DRWR SLIDE; (1)  
91511TELTIP: TELEGRAPH 4 DRW ANT-TIP KIT  
91TELDK1: TELEGRAPH DSK NUMBER PLATE 1  
91TELDK2: TELEGRAPH DSK NUMBER PLATE 2  
91TELDK3: TELEGRAPH DSK NUMBER PLATE 3  
91TELDK4: TELEGRAPH DSK NUMBER PLATE 4  
91TELDK5: TELEGRAPH DSK NUMBER PLATE 5  
91TELDK6: TELEGRAPH DSK NUMBER PLATE 6  
91TELDK7: TELEGRAPH DSK NUMBER PLATE 7  
91TELDK8: TELEGRAPH DSK NUMBER PLATE 8  
91TELE3PLGMD: TELEGRAPH 3-PLUG MEDIA OUTLET  
91TELEKEY: TELEGRAPH EXEC DESK KEY SILVER  
91TELETRAY: TELEGRAPH COMPUTR CORD TRAY

# ASSEMBLY INSTRUCTIONS

## TELEGRAPH - SMALL DESK

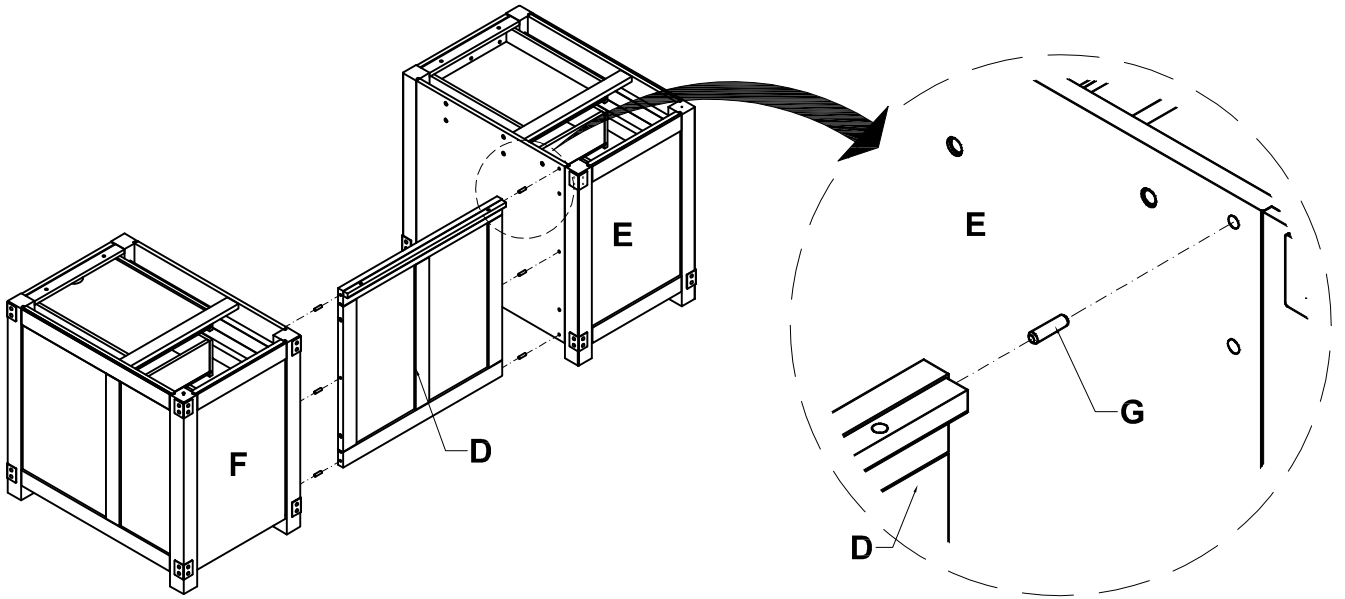
| NO. | PARTS LIST  | QTY  |
|-----|---|------|
| (A) |    | 1 pc |
| (B) |    | 1 pc |
| (C) |  | 1 pc |
| (D) |  | 1 pc |
| (E) |  | 1 pc |

| NO. | PARTS LIST  | QTY    |
|-----|---|--------|
| (F) |     | 1 pc   |
| (G) |    | 6 pcs  |
| (H) |  | 10 pcs |
| (I) |  | 12 pcs |
| (J) |   | 1 pc   |

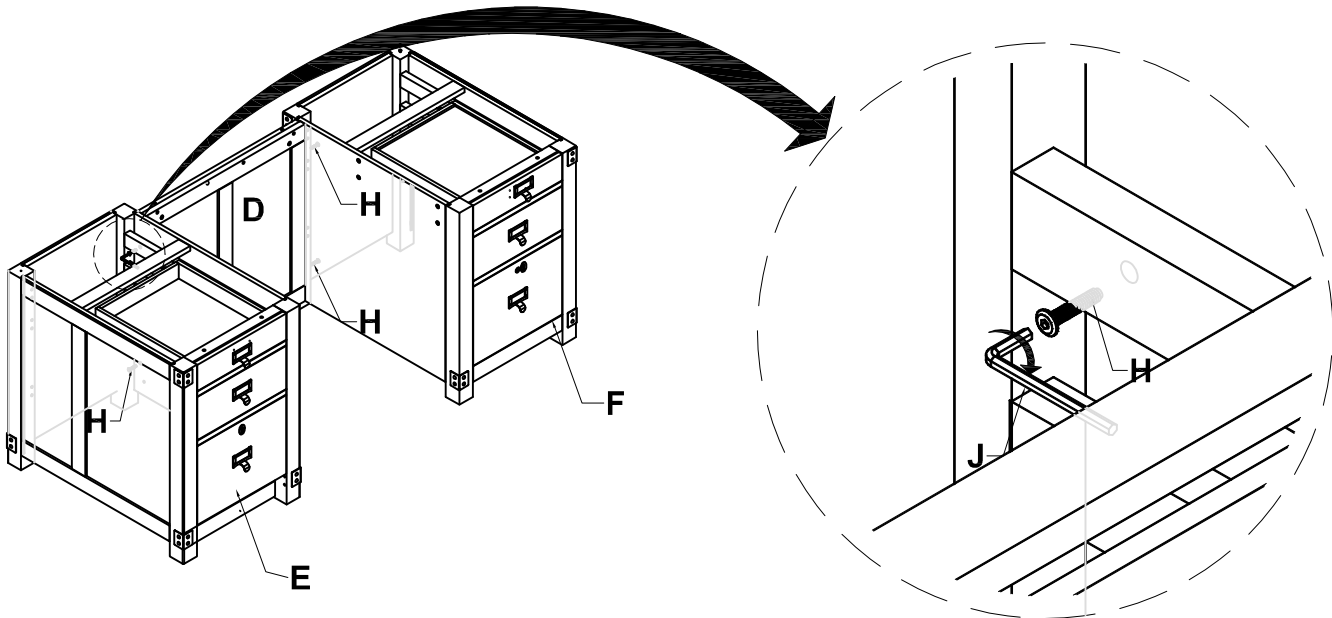
# ASSEMBLY INSTRUCTIONS

## TELEGRAPH - SMALL DESK

①



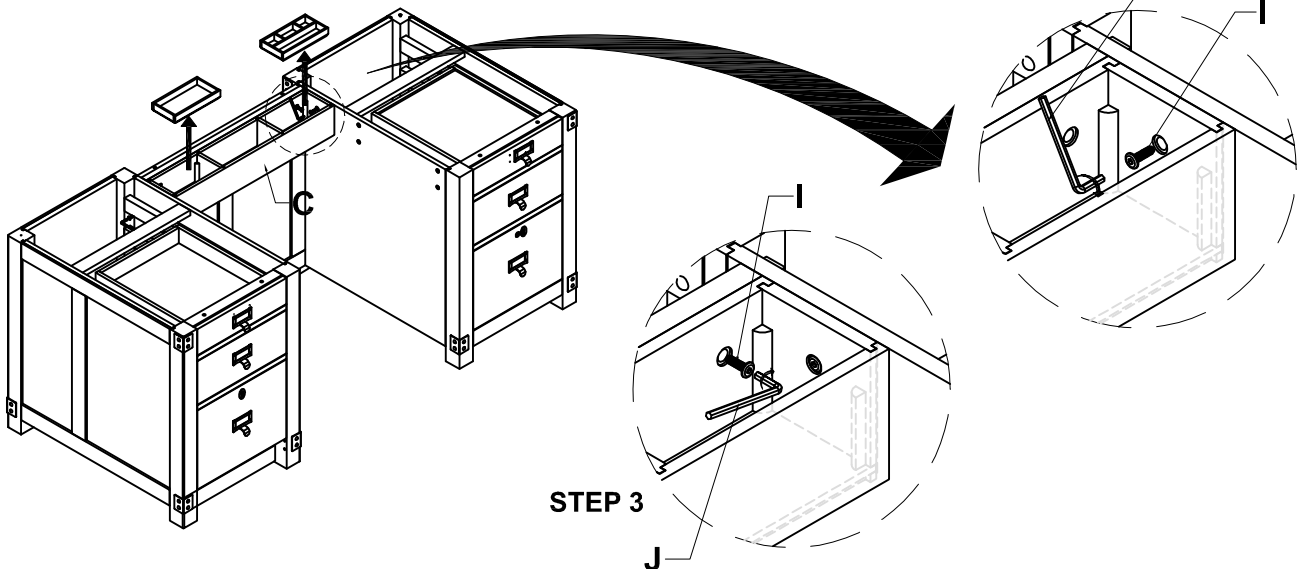
②



③

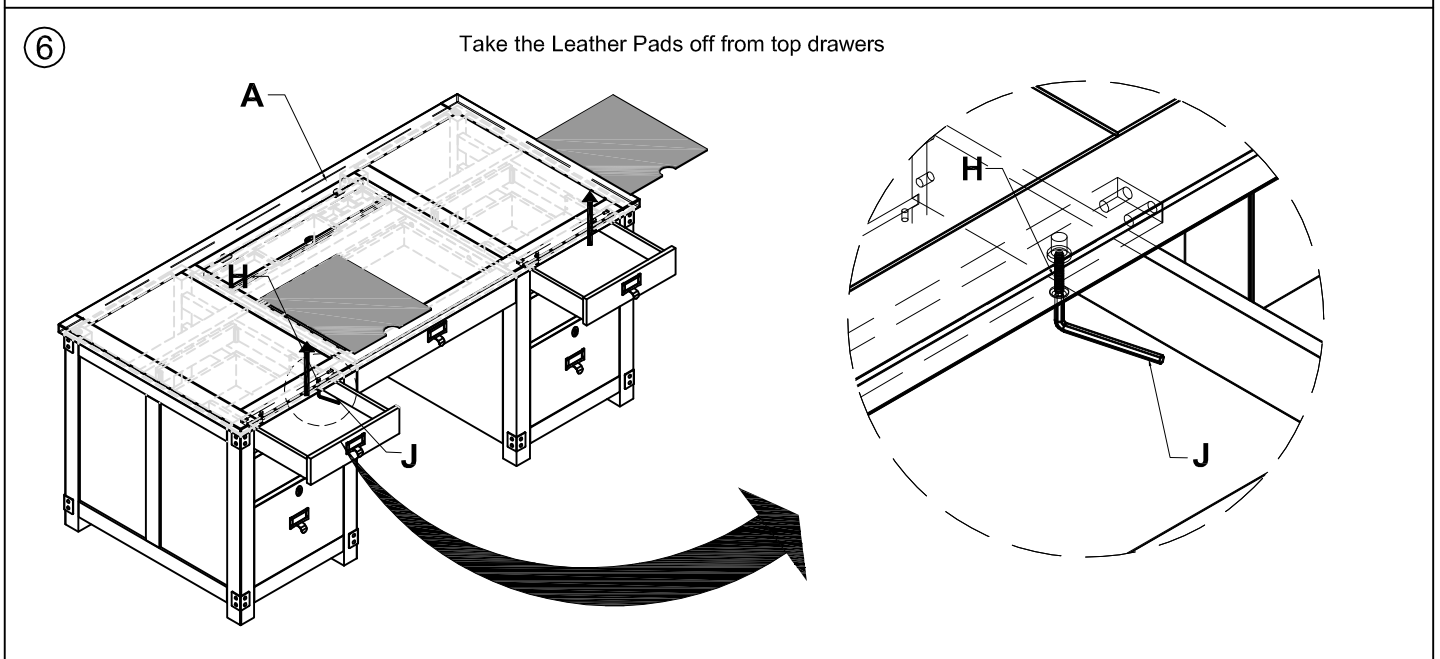
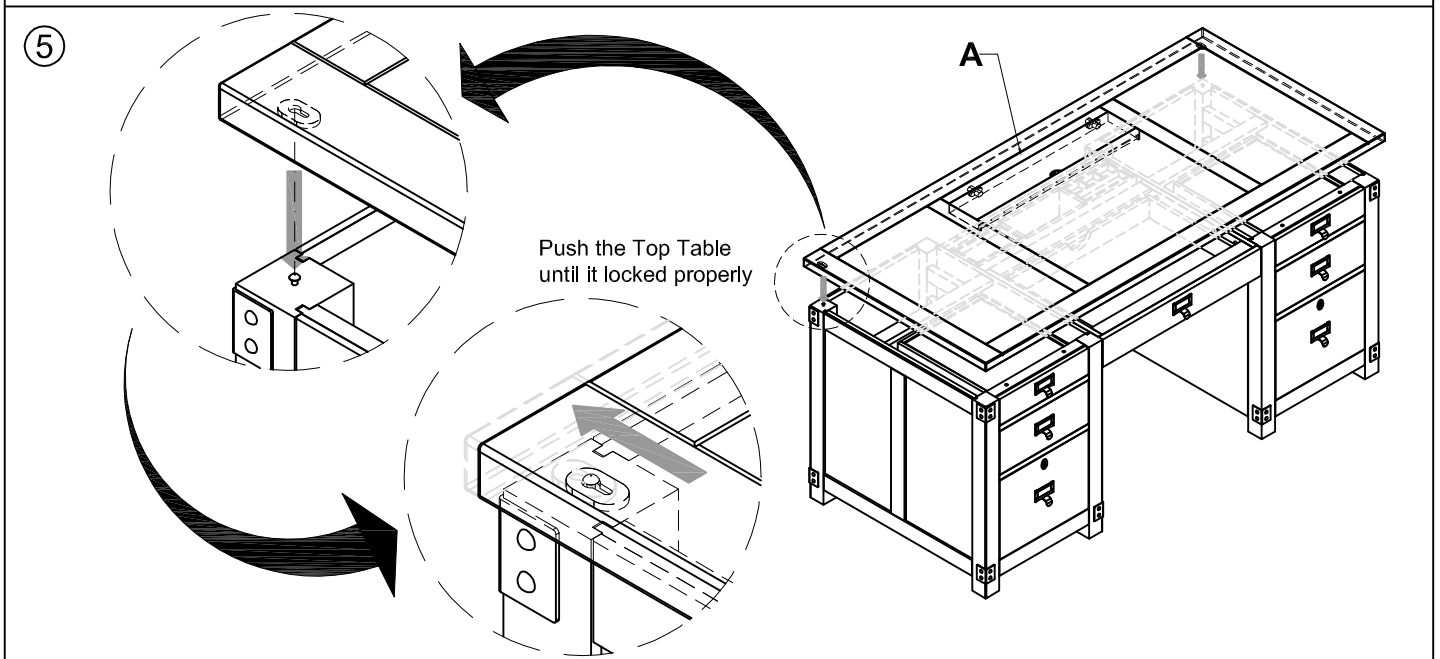
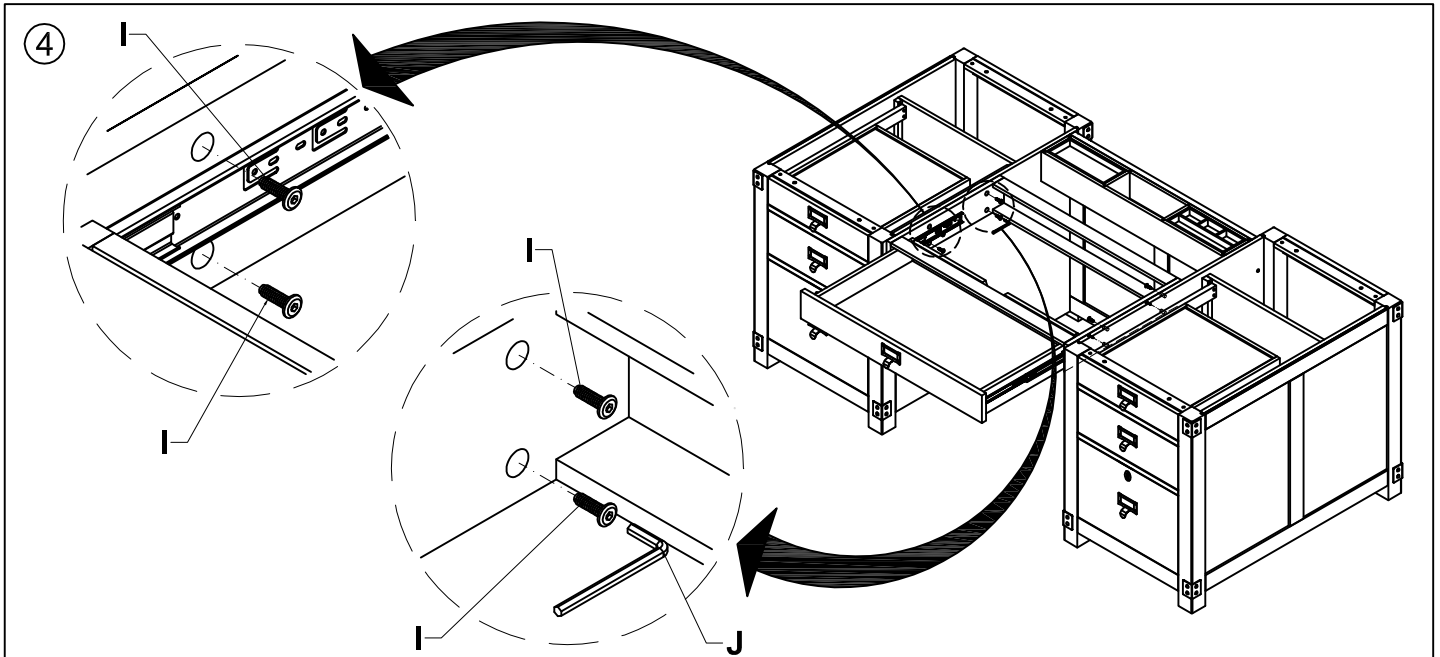
1. Take the media outlet off

STEP 2



# ASSEMBLY INSTRUCTIONS

## TELEGRAPH - SMALL DESK

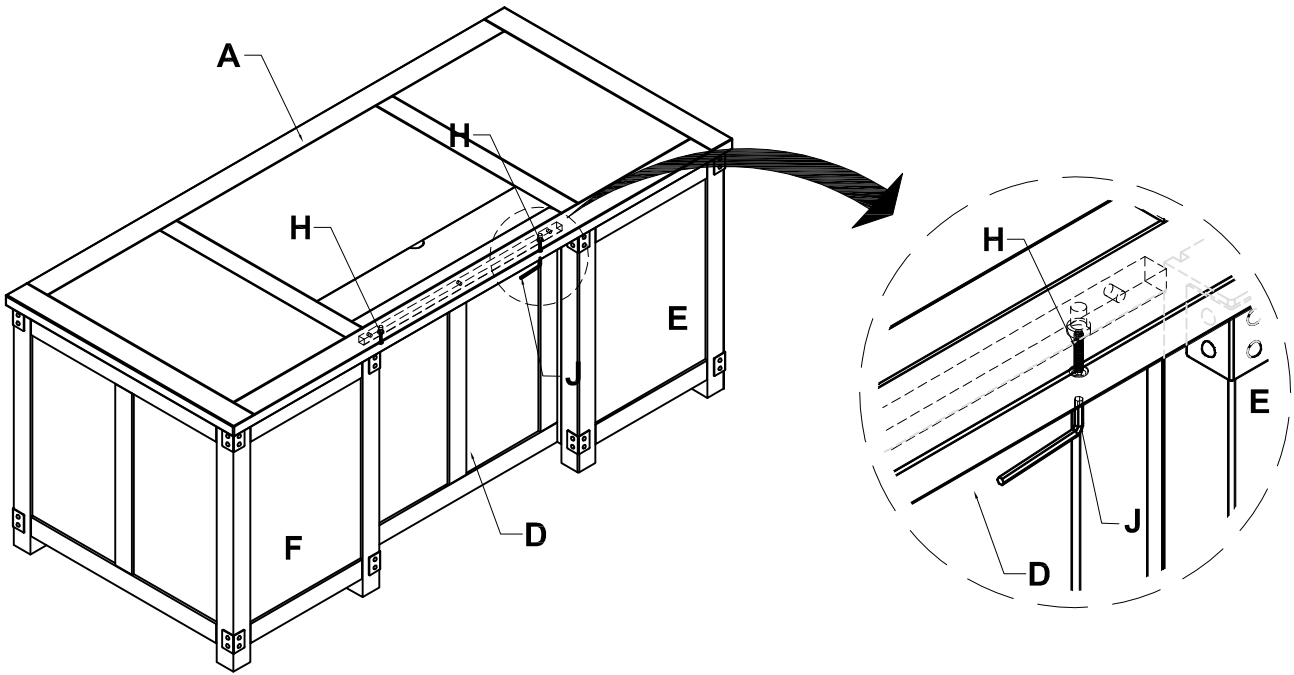




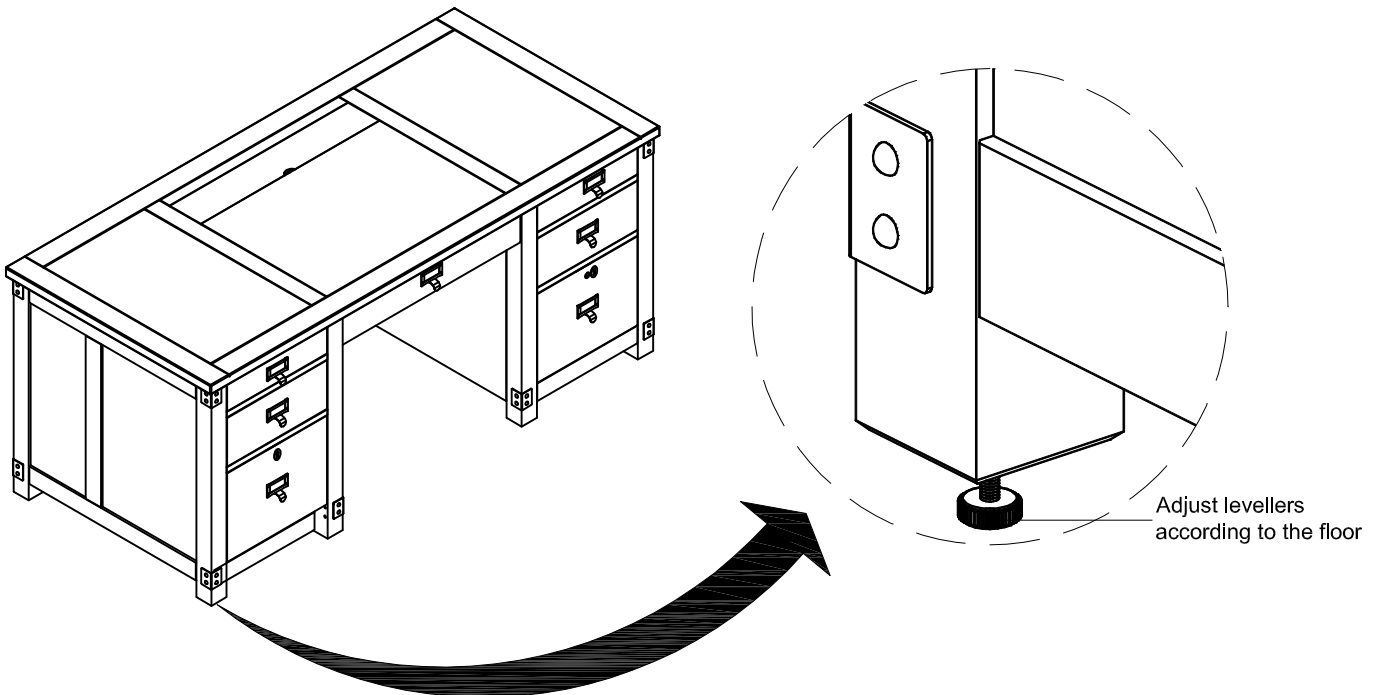
# ASSEMBLY INSTRUCTIONS

## TELEGRAPH - SMALL DESK

7

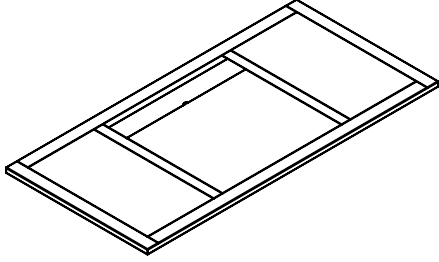
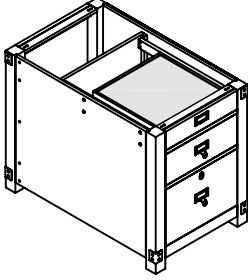
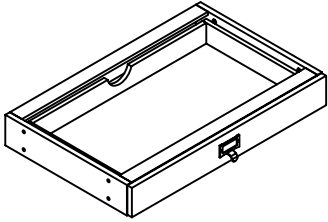
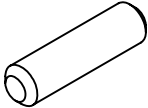
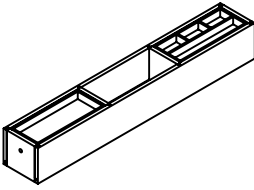

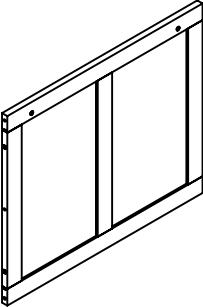

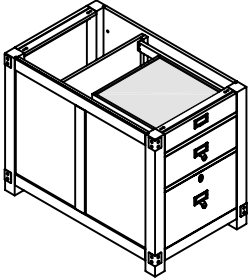
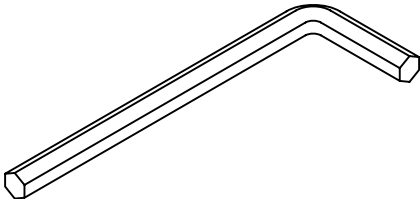


8



# ASSEMBLY INSTRUCTIONS

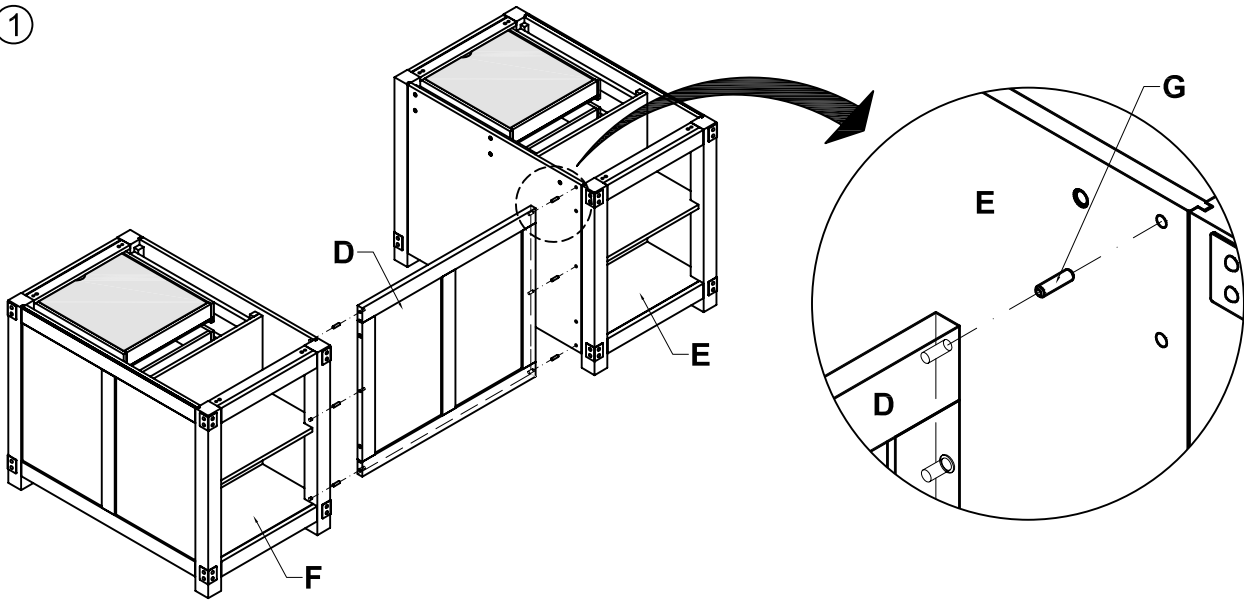
## TELEGRAPH - EXECUTIVE DESK

| NO. | PARTS LIST  | QTY  | NO. | PARTS LIST  | QTY    |
|-----|---|------|-----|---|--------|
| (A) |    | 1 pc | (F) |     | 1 pc   |
| (B) |    | 1 pc | (G) |    | 14 pcs |
| (C) |  | 1 pc | (H) |  | 12 pcs |
| (D) |  | 1 pc | (I) |  | 12 pcs |
| (E) |  | 1 pc | (J) |   | 1 pc   |

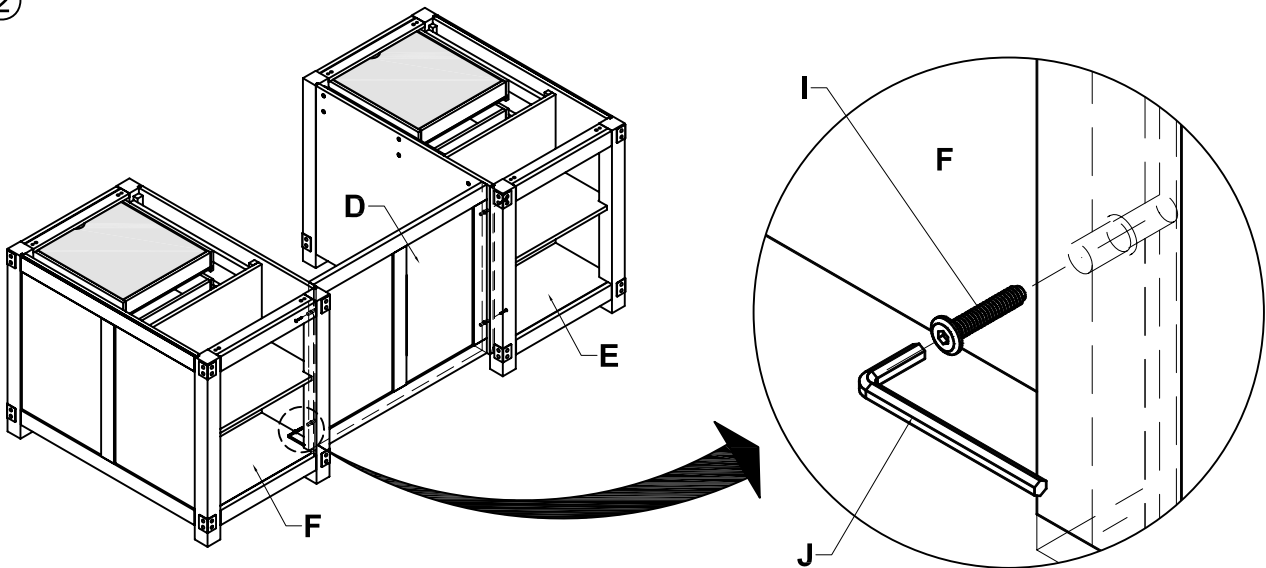
# ASSEMBLY INSTRUCTIONS

## TELEGRAPH - EXECUTIVE DESK

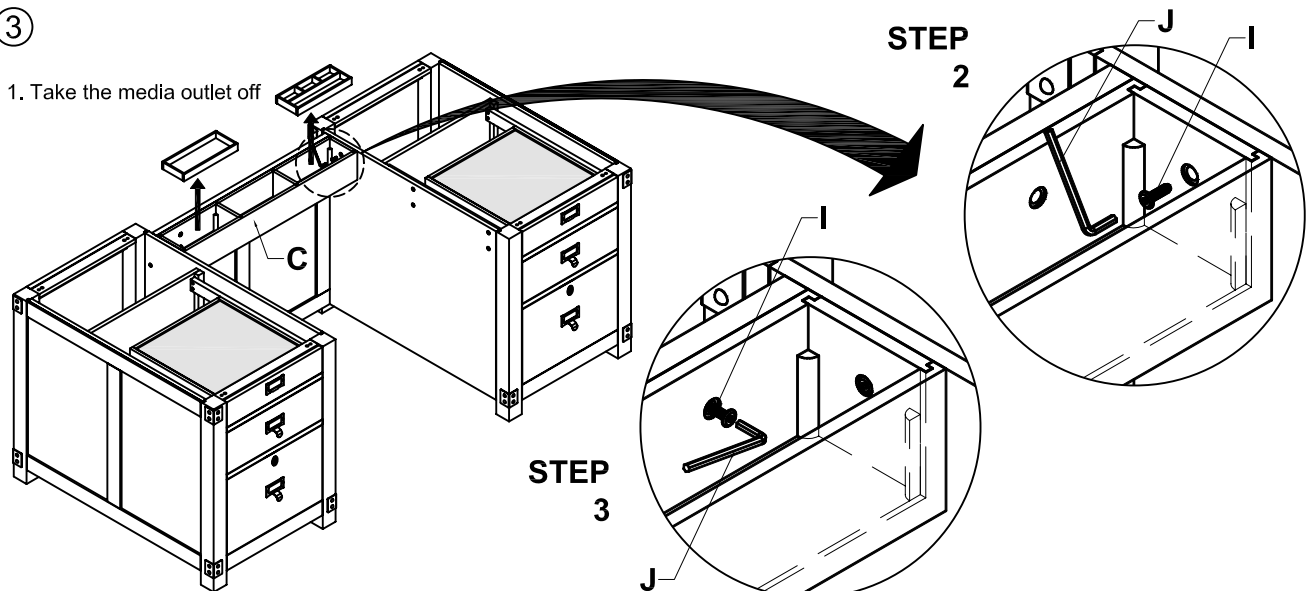
①



②



③

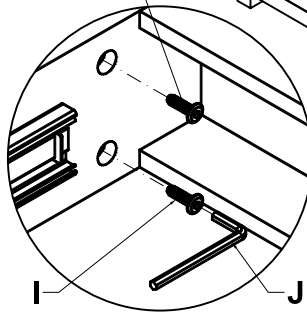

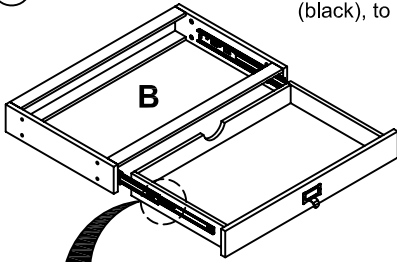


# ASSEMBLY INSTRUCTIONS

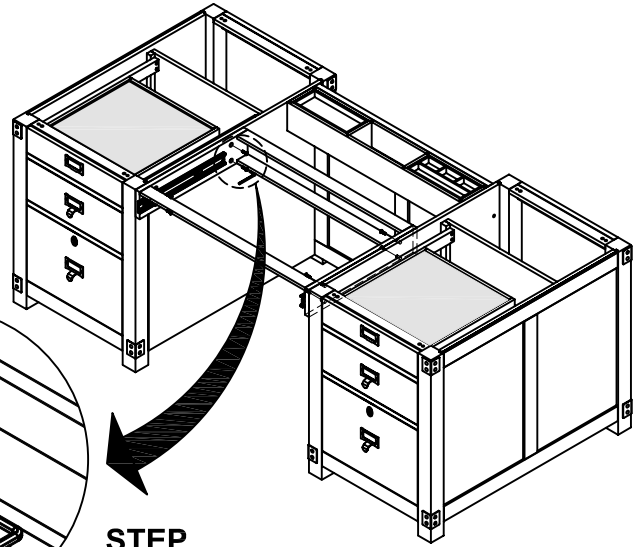
## TELEGRAPH - EXECUTIVE DESK

④

1. Pull the drawer runner plastic bar (black), to release the drawer.

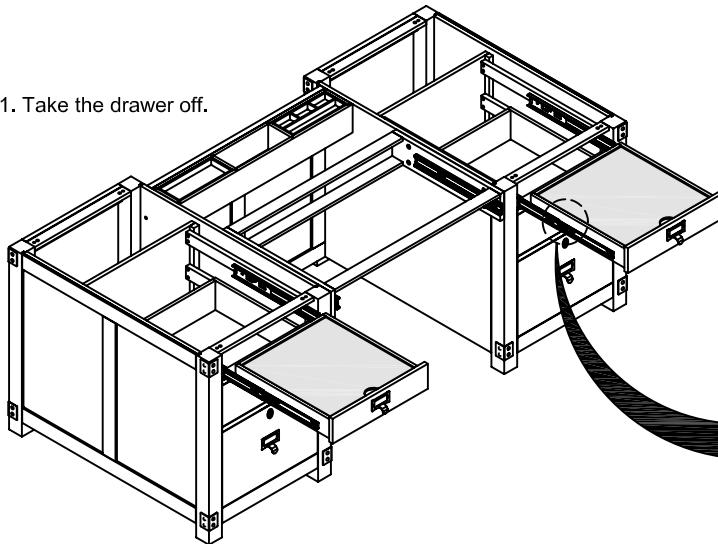


STEP  
2

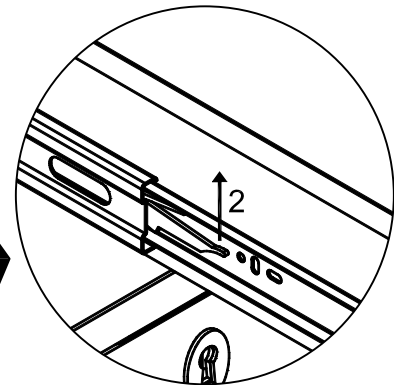


⑤

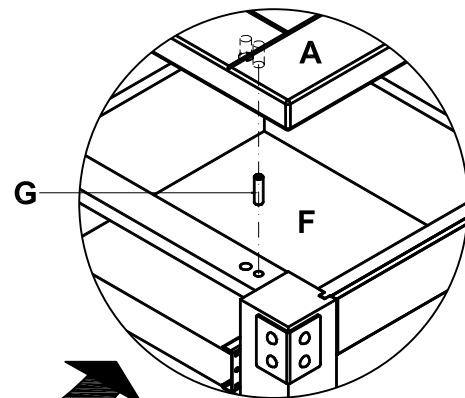
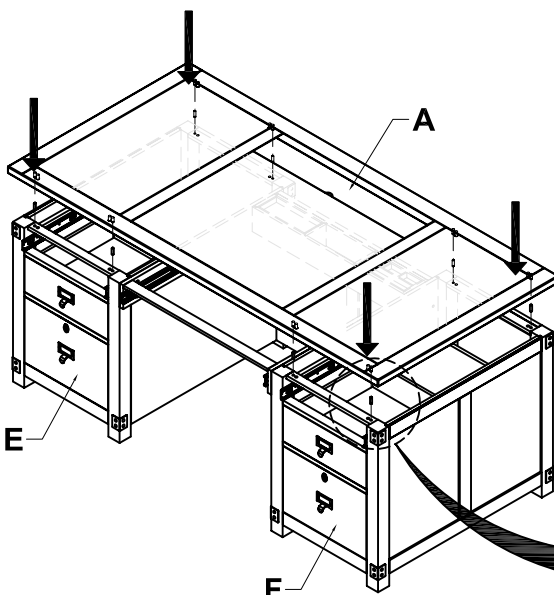
1. Take the drawer off.



2. Pull the drawer runner plastic bar (black), to release the drawer.



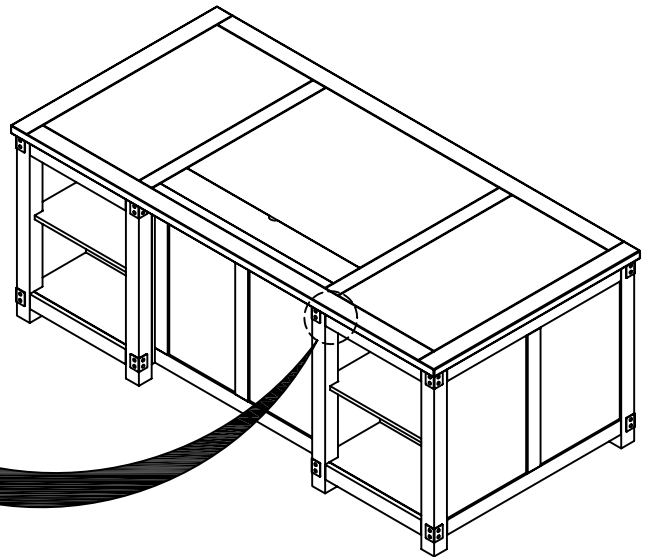
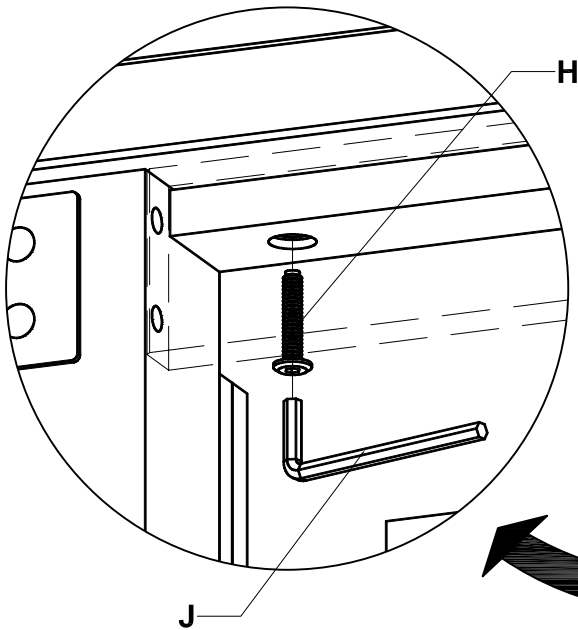
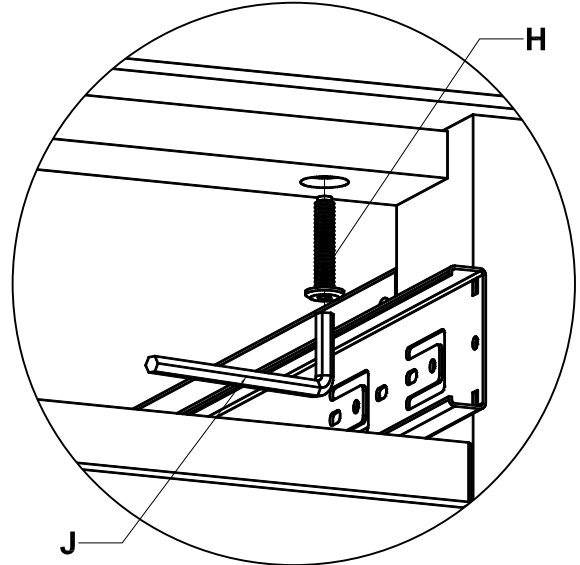
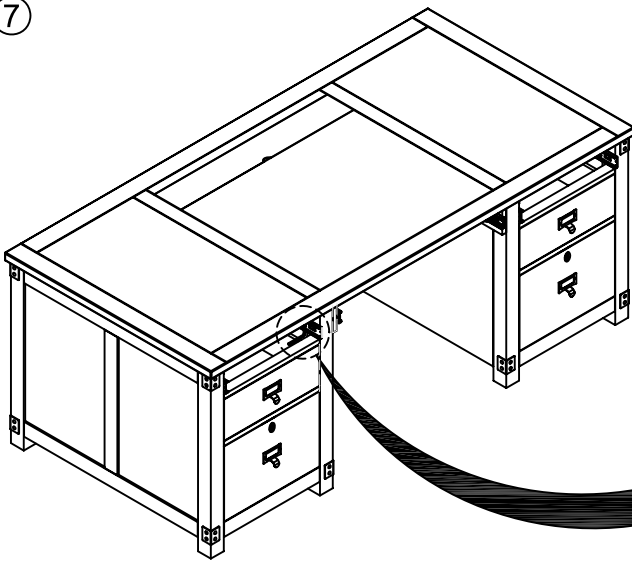
⑥



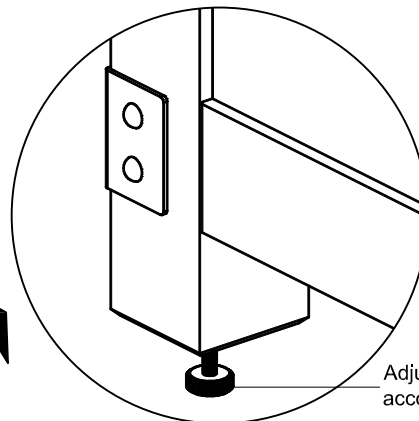
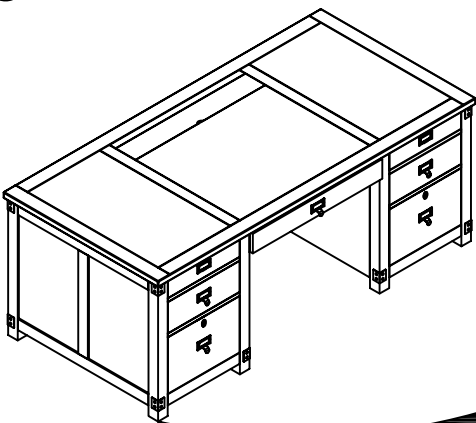
# ASSEMBLY INSTRUCTIONS

## TELEGRAPH - EXECUTIVE DESK

7



8

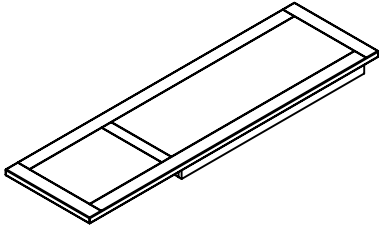
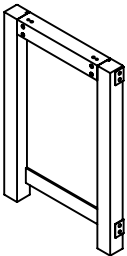
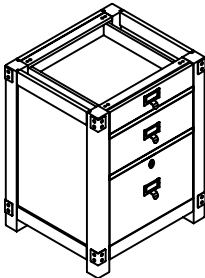


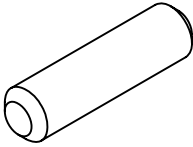

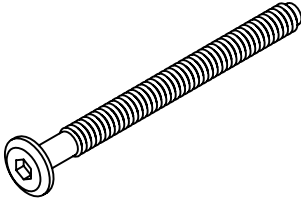
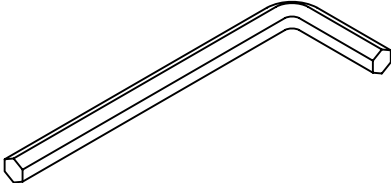
Adjust levellers according to the floor

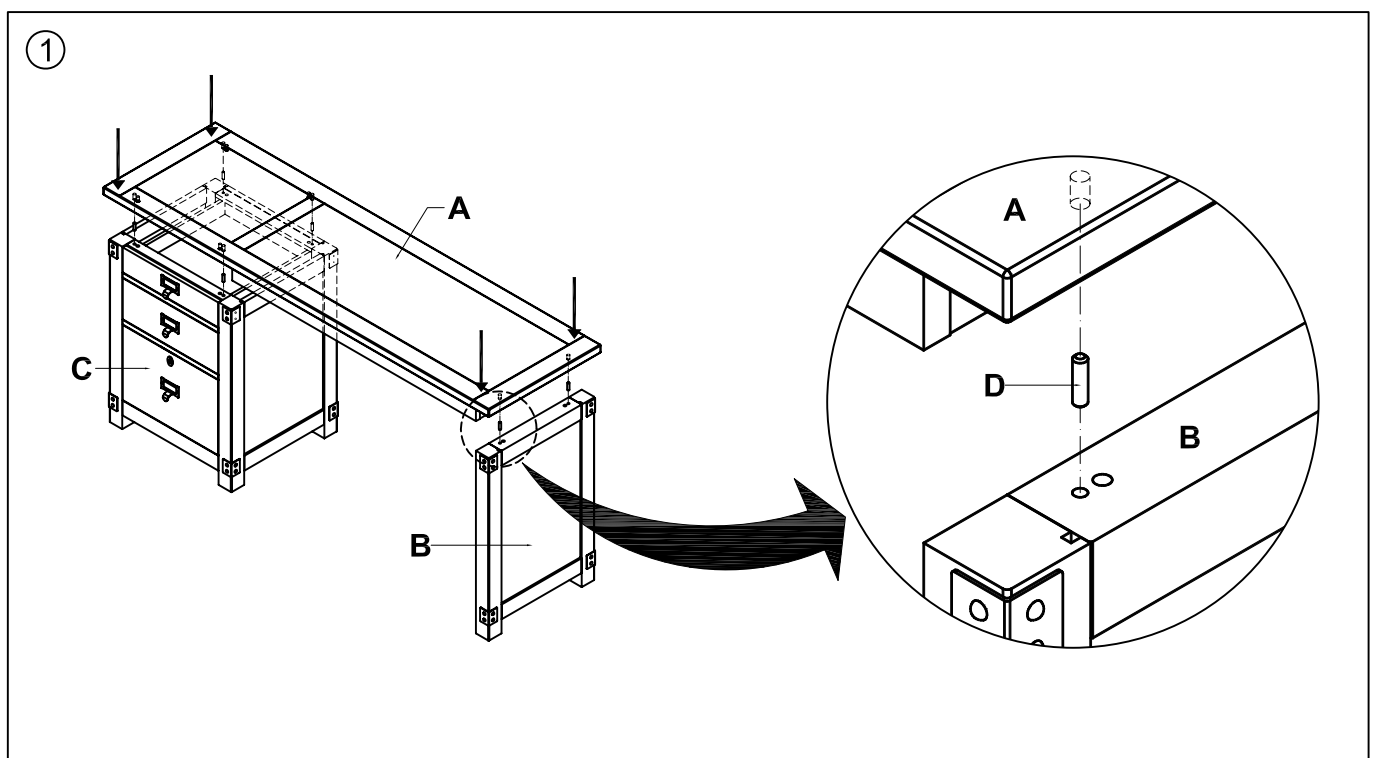


# ASSEMBLY INSTRUCTIONS

## TELEGRAPH - RETURN DESK

| NO. | PARTS LIST   | QTY  |
|-----|--|------|
| (A) |   | 1 pc |
| (B) |   | 1 pc |
| (C) |  | 1 pc |

| NO. | PARTS LIST   | QTY   |
|-----|--|-------|
| (D) |   | 6 pcs |
| (E) |   | 8 pcs |
| (F) |   | 2 pcs |
| (G) |  | 1 pc  |

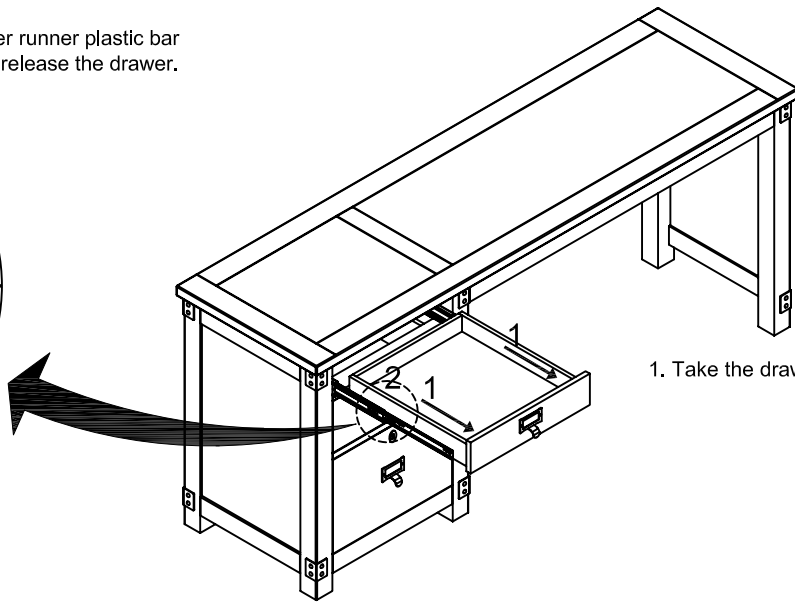
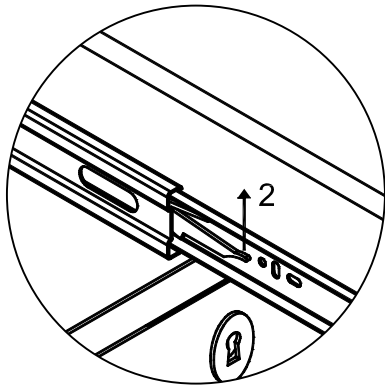


# ASSEMBLY INSTRUCTIONS

## TELEGRAPH - RETURN DESK

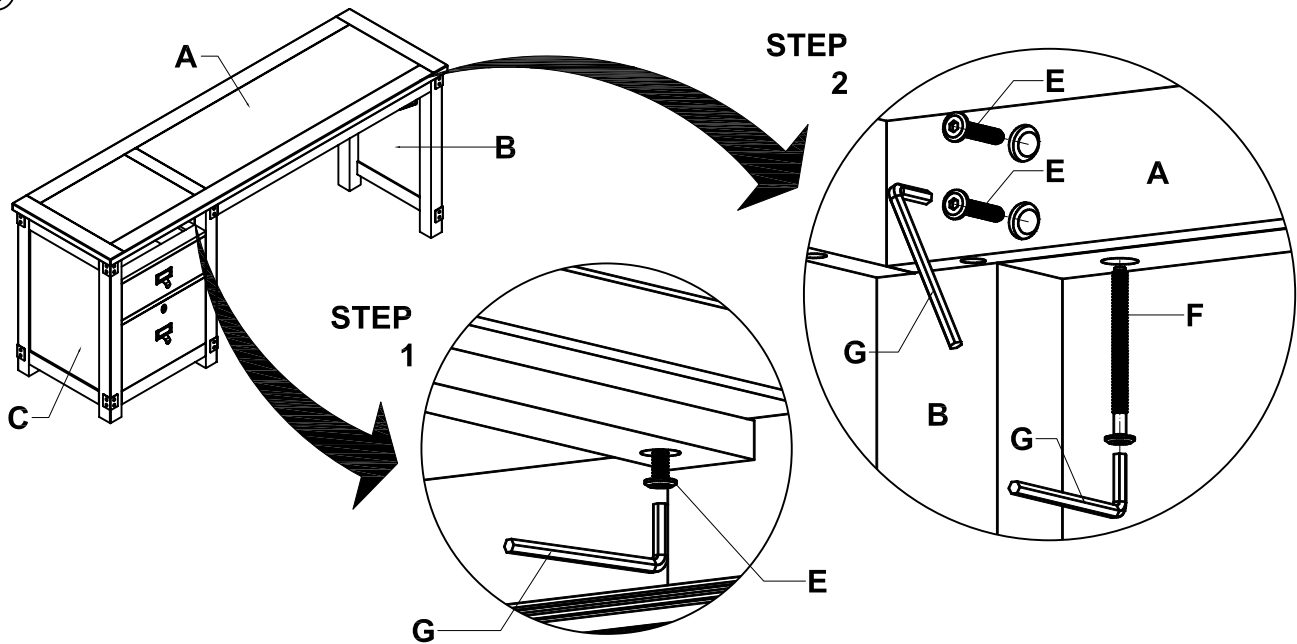
②

2. Pull the drawer runner plastic bar (black) up, to release the drawer.

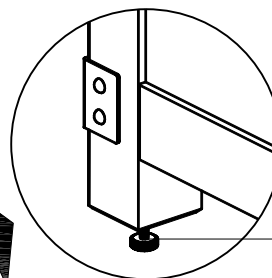



1. Take the drawer off.

③



④



Adjust levellers according to the floor

ARHAUS®

your home

tremont

**Executive Desk**


71" w x 31.5" d x 30" h

Dry Branch Natural 55TREMNATEXDKKT

Dry Branch Black 55TREMEXDKKT

Midnight Java 55TREMBREXDKKT

Antique Brass Handles 55TREMEDHKT

**Finishes:**Dry Branch  
NaturalDry Branch  
BlackMidnight  
Java**Antique Brass Handles:**

*\*Optional antique brass handles for each piece are sold separately.*



1 handle TREHANDPK1

2 handles TREHANDPK2

3 handles TREHANDPK3

## historically inspired

Inspired by 18th and 19th century campaign furnishings—originally designed for easy transport and assembly—our Tremont Collection's sophisticated aesthetic is defined by rugged yet elegant details reminiscent of the original style. Craftsman-built using solid hardwood and veneers, this durable collection is beautifully hand-finished with soft stains—selected to enhance the natural texture and dramatic grain found within in each surface. Every comfortable piece is adorned with leather straps as drawer pulls and brass corner caps amongst other classic accents.

## product details

- ▶ Frames are constructed from solid mindi wood and thick mindi veneers, with strength similar to ash and oak hardwoods.
- ▶ Distressed and weathered finishes are wire-brushed to accentuate the hardwood frames' natural grain and texture; then lacquered for added protection and a subtle sheen.
- ▶ Stain-, fade-, and scratch-resistant leather straps with antique brass buckles are used as pulls.
- ▶ Drawers are set on full-extension, metal, ball-bearing glides for smooth motion and easy removal.
- ▶ Executive desk features a keyboard tray on wooden glides and drawers for files and supplies.
- ▶ File drawers are adjustable to fit legal and standard-size files.
- ▶ Bookcases include convenient drawers for small- or loose-item storage.
- ▶ Adjustable/removable shelves are made with mindi veneers over plywood to maintain structural stability.
- ▶ Wide Bookcase features a 40.5" w x 15" d x 44" h interior cavity.
- ▶ Antique Brass handles are sold separately and delivered via UPS prior to furniture delivery.



tremont | desk collection | made in Indonesia

Dimensions may vary slightly. Please ensure furnishings fit through interior structures and into desired space before purchase.

# ARHAUS®

your home



**Credenza Table**

65" w x 22" d x 30" h  
Dry Branch Natural 55TREMNAFCRED  
Dry Branch Black 55TREMFCRED2  
Midnight Java 55TREMBCRED2  
Antique Brass Handles 55TREMCHKT



**4-Drawer File**

21.5" w x 19.5" d x 60.5" h  
Dry Branch Natural 55TREMNA4FILE  
Dry Branch Black 55TREM4FILE  
Midnight Java 55TREM4R4FILE  
Antique Brass Handles 55TREM4DHKT



**Narrow Bookcase**

23.5" w x 16" d x 67.5" h  
Dry Branch Natural 55TREMNAWBK  
Dry Branch Black 55TREMNBWBK  
Midnight Java 55TREMBRNBWBK  
Antique Brass Handles 55TREMNBHKT



**Wide Bookcase**

44.5" w x 16" d x 67.5" h  
Dry Branch Natural 55TREMNAWDBK  
Dry Branch Black 55TREMWBK  
Midnight Java 55TREMBRWDBK  
Antique Brass Handles 55TREMWBHKT



**2-Drawer File**

22" w x 20" d x 22.5" h  
Dry Branch Natural 55TREMNA22FL  
Dry Branch Black 55TREM22FL  
Midnight Java 55TREM22R2FL  
Antique Brass Handles 55TREM22DHKT



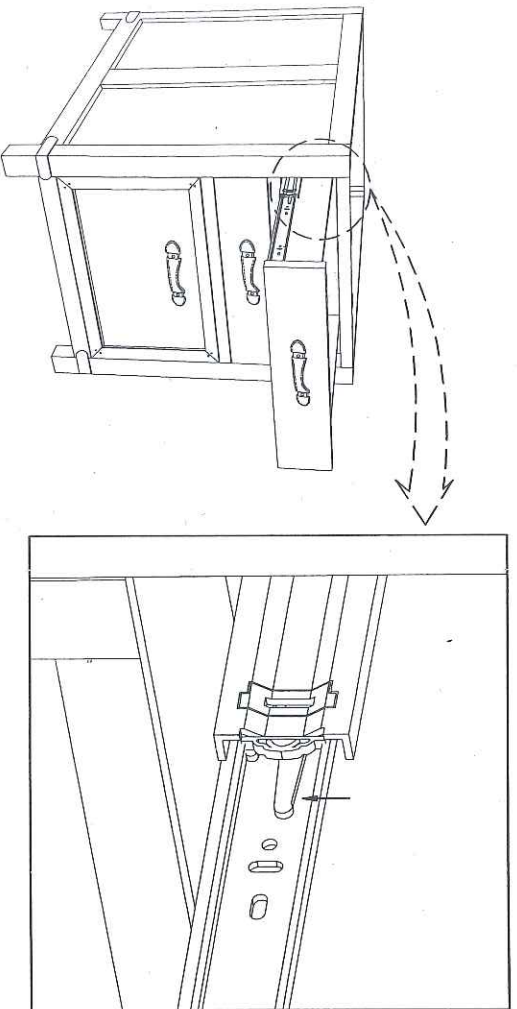
55TREMEXTP  
55TREMEXBS

# Assembling Instruction Tremont Executive Desk (719.184

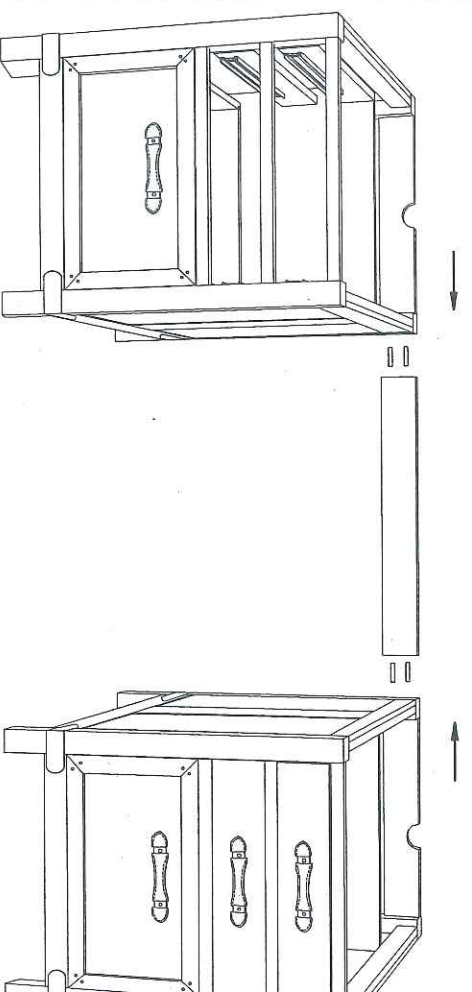
## Hardware Kit (799.030)

A =  = 8 Pcs


1. Remove drawers in left unit



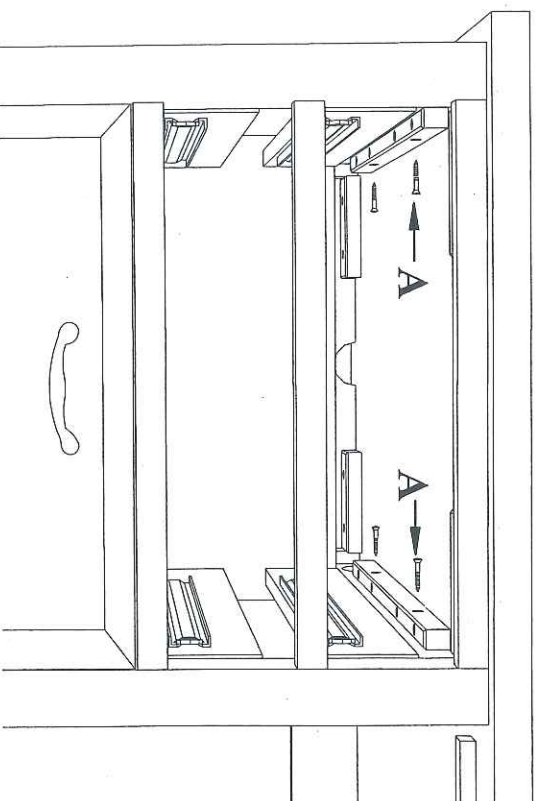
2. Install back apron with dowels



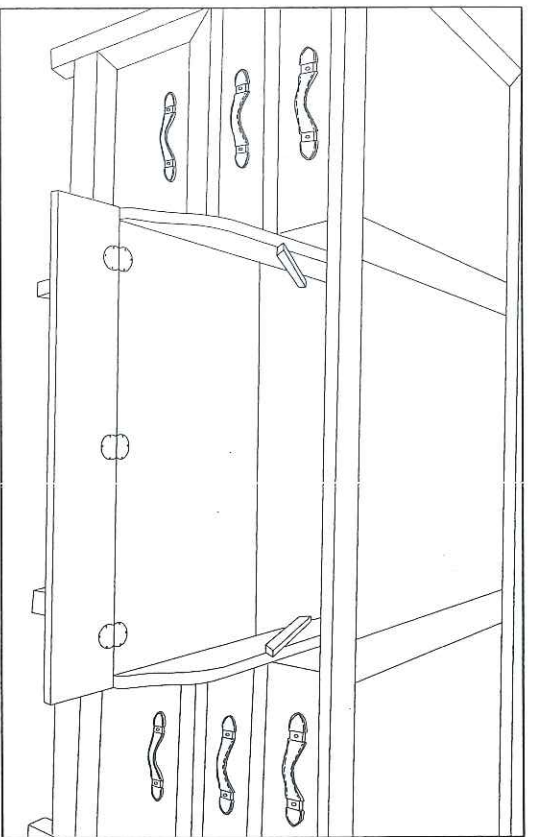
3. Install top



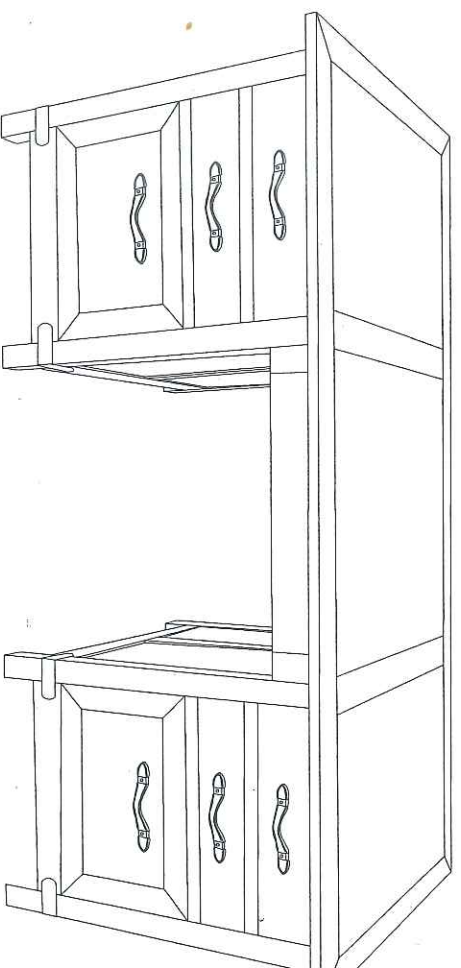
4. Attach top with screw



5. Insert the keyboard drawer by gently guiding the side rails in between the two base cabinets to the rails, all the way in, gently pulling out again to make sure the stop guide are in the right position.

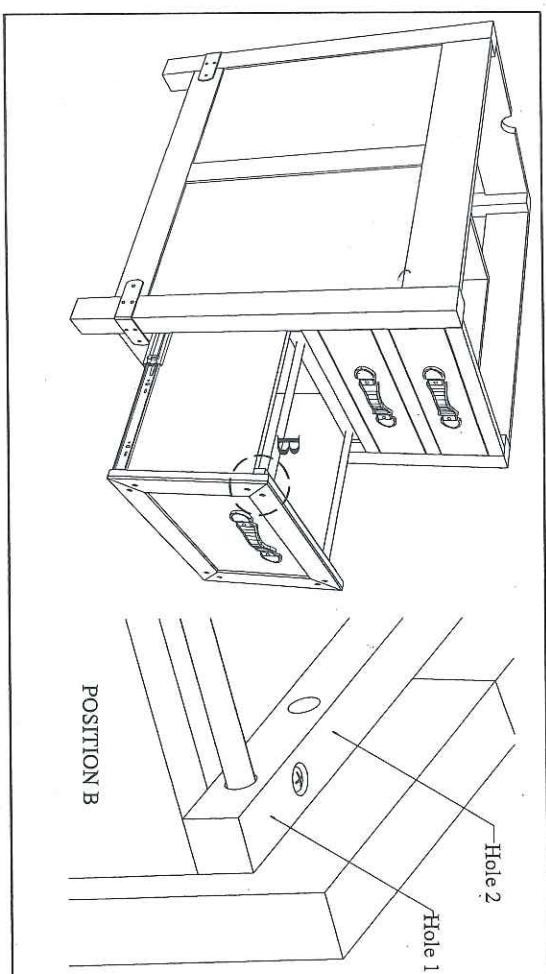
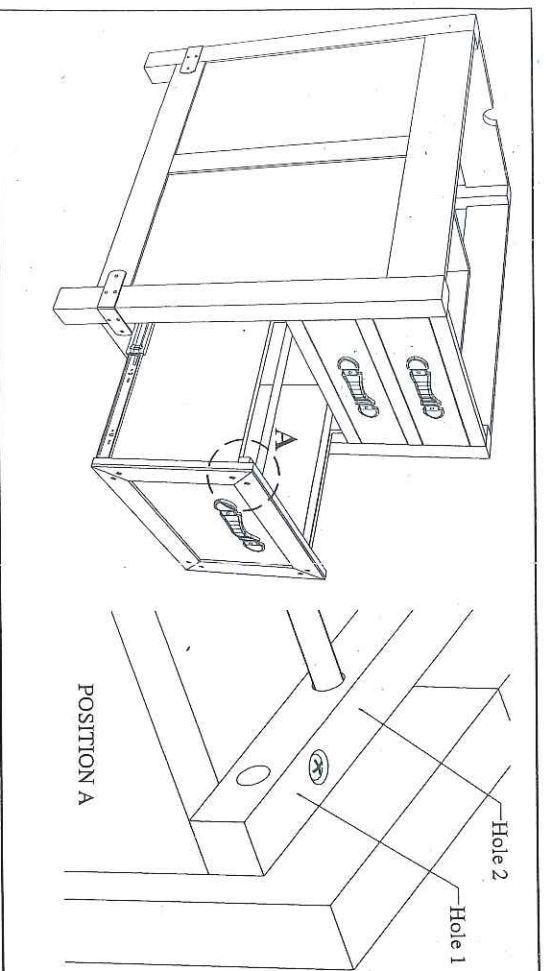


6. Inserting the four drawers one by one.



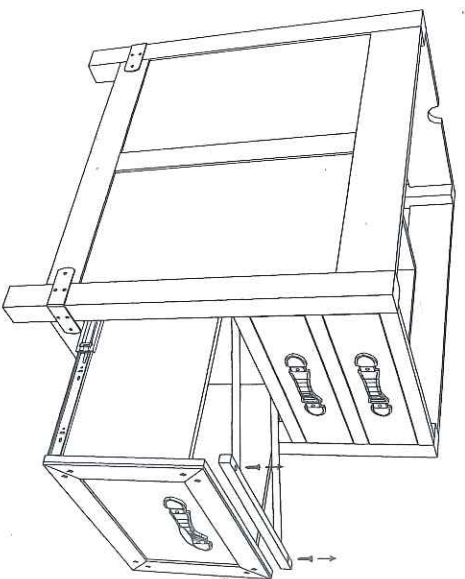


The Aluminium kit for file drawers can be attached in 2 hole positions as on the drawing.

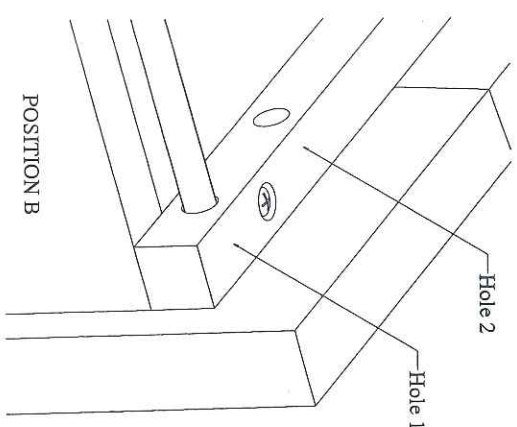
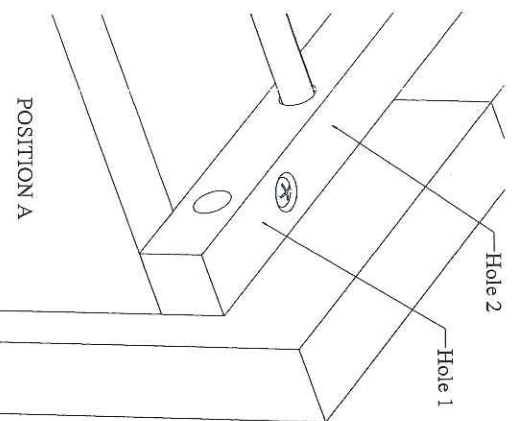


To remove the aluminium kit for the file drawers follow these instructions below.

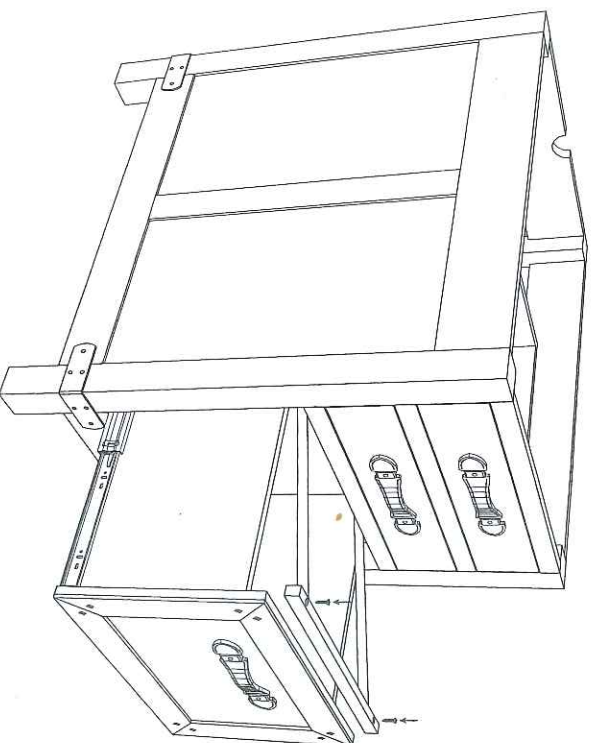
1. Untight screw, pull up and take out the wood holder together with aluminium rod.



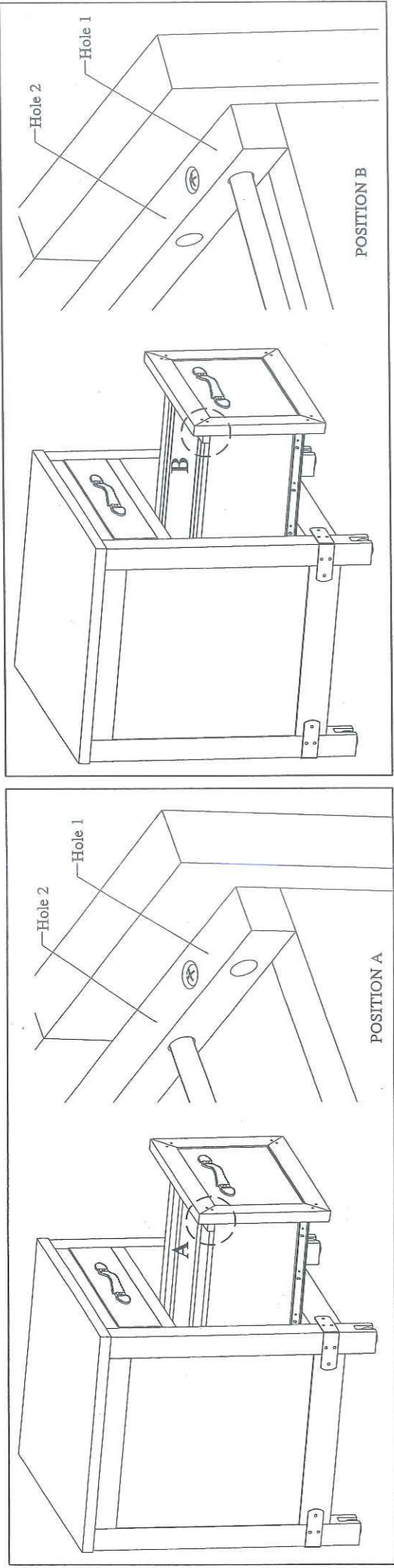
2. Move the aluminium rod as on drawing.



3. Attach the aluminium rod back into the drawer, make sure the end of aluminium put in the right hole of the wood holder inside the drawer. Lock the wood holder with screw.

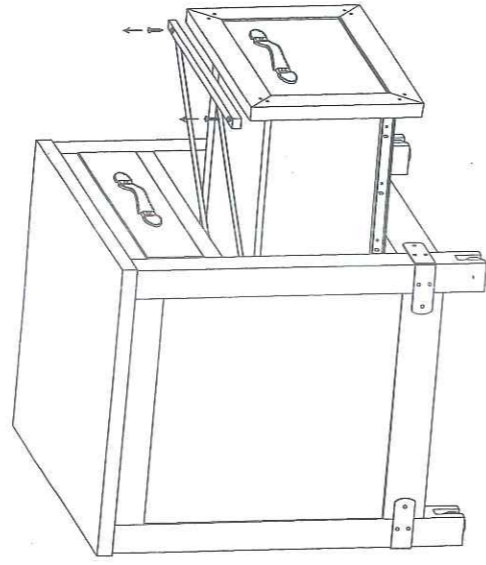


The Aluminium kit for file drawers can be attached in 2 hole positions as on the drawing.

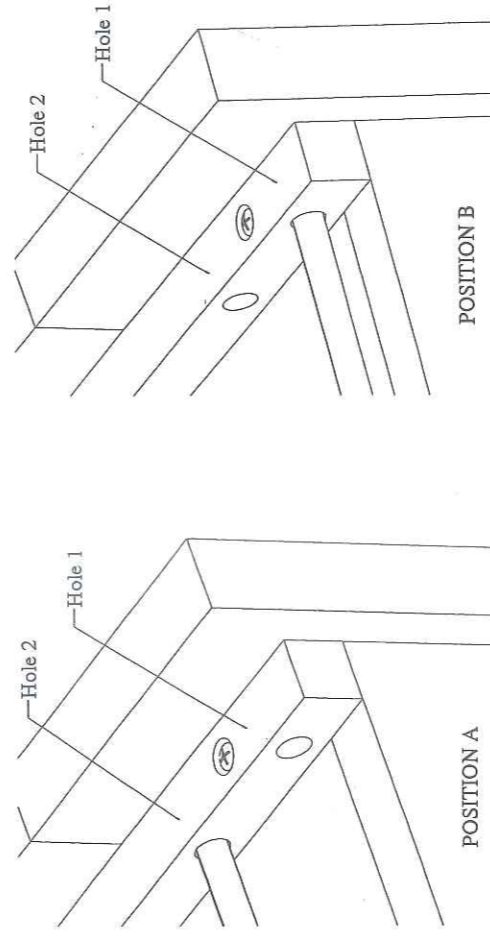


To remove the aluminium kit for the file drawers follow these instructions below.

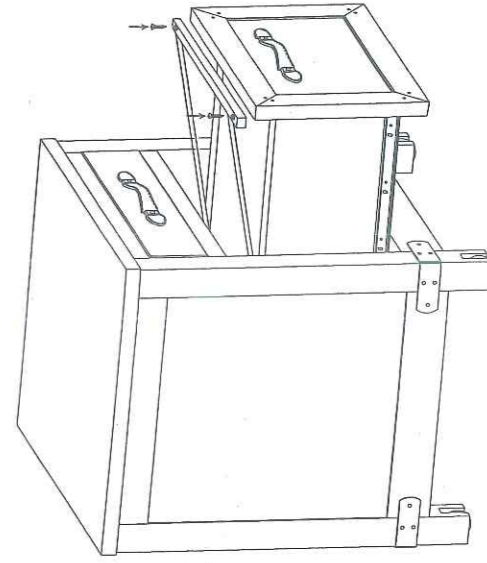
1. Untight screw, pull up and take out the wood holder together with aluminium rod.



2. Move the aluminium rod as on drawing.



3. Attach the aluminium rod back into the drawer, make sure the end of aluminium put in the right hole of the wood holder inside the drawer. Lock the wood holder with screw.





**Delivery:** Please have filler sticks on hand for switching leather handles to brass. Leather handles have a sharp tooth that goes into the wood to keep the bracket in place. The hole is visible, but filler stick is easy, quick, and does the trick!

*Sometimes the hole can be on top or below for horizontal handles, and either left or right for vertical handles.*



Collection: **ALL TREMONT**

Brass Handle SKUs:

**TREHANDPK1**

**TREHANDPK2**

**TREHANDPK3**

**Delivery:**

Tremont brass handle SKUs will not show on your delivery manifest as these will be directly mailed to the customer prior to case piece delivery.

There should be a note from the sales associate which asks for you to install brass handles upon delivery.

Please leave the leather handles and assembly instructions with the client.

They own the leather handles.

Brass Handle SKUs:

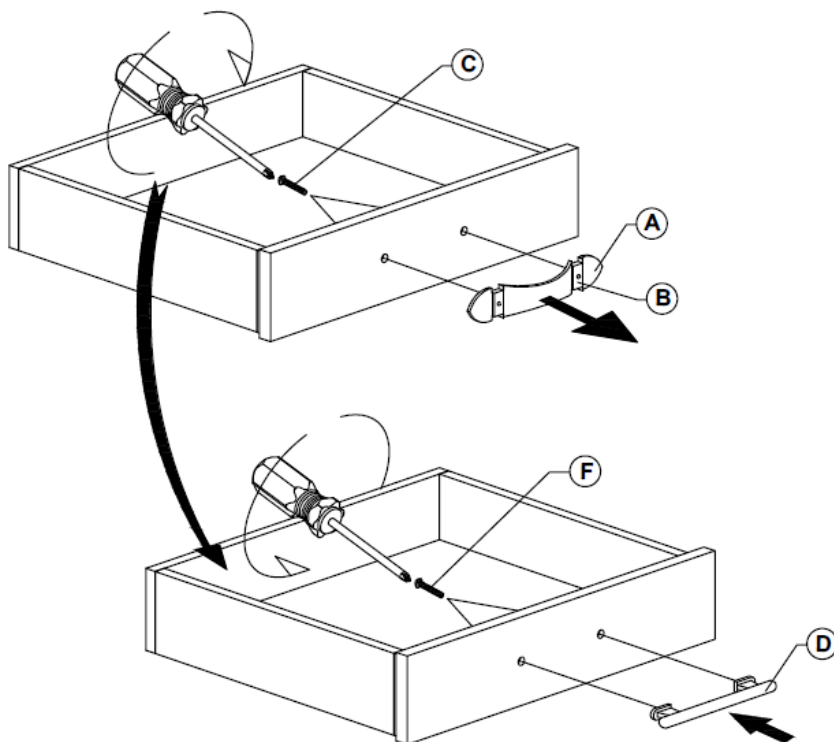
**TREHANDPK1**

**TREHANDPK2**

**TREHANDPK3**

## ASSEMBLY INSTRUCTION TREMONT PULL

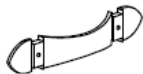


1






Remove all pieces of the leather handle and store pieces together. Choose 30mm screws (E) for Tremont doors or 35mm screws (F) for Tremont drawers.

Use a small Phillips head screw driver for installation

### LEATHER HANDLE

|   |   |                      |
|---|---|----------------------|
| A |  | 1 Pc                 |
| B |  | 2 Pcs                |
| C |  | 1-1/4"(32mm) - 2 Pcs |

### BRASS HANDLE

|     |   |              |
|-----|---|--------------|
| D = |   | 1 Pc         |
| E = |  | 30mm - 2 Pcs |
| F = |  | 35mm - 2 Pcs |



**DISCONTINUED**

# ARHAUS®

your home


## typesetter's



**Executive Desk**  
75" w x 33" d x 30.25" h  
55TYPEEXDK

### executive desk

- ▶ Includes a pull-out tray on either side above organization trays and storage drawers.
- ▶ Bottom compartments contain file drawers, which adjust to fit both legal- and standard-size files.
- ▶ The desk's front features shelving on either side—both sides contain one adjustable/removable shelf.





**Finish:**  
Antique Brown

## just your type

Inspired by the long, thin drawers used by typesetters to store metal type blocks, we have designed our Typesetter's Collection to mimic their unique motif. Our artisans have added metal-panel tops with an antiqued copper finish for an aged, worn look that calls to mind antique books, and galvanized steel pulls to this collection's spacious drawers and compartments. Each piece's frame is constructed using solid Acacia wood along with Acacia veneers, which are accentuated by carved detailing and a rich, distressed stain that brings out the wood's natural texture. All of these carefully curated elements come together to create an energetic, eclectic aesthetic that will perfectly adorn your home-office space.

### product details

- ▶ Distressed, multi-layered finishes are artfully hand-applied to each piece.
- ▶ Wood surfaces are lacquered for additional protection, softness and sheen.
- ▶ Frames are craftsman-built from solid Acacia wood and Acacia veneers.
- ▶ Detailing is meticulously carved by hand.
- ▶ Hardware and drawer pulls are forged from galvanized steel and given an antiqued copper finish.
- ▶ Finishes are durable enough to withstand daily use; but, as with all fine, wood finishes, should be protected from heat and moisture.
- ▶ Handcrafted wood surfaces are easily maintained with soap and water. Non-wax Guardsman® Wood Polish can be used as needed.



**DISCONTINUED**

# ARHAUS®

your home

**Cabinet**

43" w x 18" d x 90" h  
40TYPECABKT

**cabinet**

- ▶ Features glass-panel doors, and two adjustable/removable shelves on the top and one on the bottom.
- ▶ Features a 37.25" w x 9.75" d x 57.75" h cavity.

**Lateral File**

72" w x 22" d x 30.25" h  
55TYPELATFL

**lateral file**

- ▶ Includes a pull-out tray, four storage drawers and two double-size files, which adjust to fit both legal- and standard-size files.

**Tall File**

36" w x 22" d x 40" h  
55TYPETLFL

**tall file**

- ▶ Includes a top drawer with pull-out shelf with another storage drawer beneath.
- ▶ Bottom file drawer includes hanging hardware that can accommodate both legal- and standard-size

**Book Display**

35.25" w x 12" d x 14.5" h  
55TYPEBKDISP

**book display**

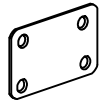
- ▶ Features a decorative anti-tip chain that keeps it from falling forward.
- ▶ Finishes are durable enough to withstand daily use; but, as with all fine, wood finishes, should be protected from heat and moisture.
- ▶ Handcrafted wood surfaces are easily maintained with soap and water. Non-wax Guardsman® Wood Polish can be used as needed.

**DISCONTINUED****55TYPEBKDISP ASSEMBLING INSTRUCTION TYPESETTERS BOOK DISPLAY**

- ▶ The wood in this collection lives and breathes with the seasons, often displaying slight movement due to changes in temperature and humidity. To retain the organic luster of the wood, care for your furniture with annual applications of Fiddes® Wax.
- ▶ Wood products have a lacquer coat and a wax finish applied to the surface. Before application, ensure that the surface is clean and dry. Apply Fiddes® Wax to the surface in small sections following the grain. This wax is quick drying and can be buffed after it dries for a desired sheen.

**HARDWARE LIST**

A = Metal Bracket



2Pcs,

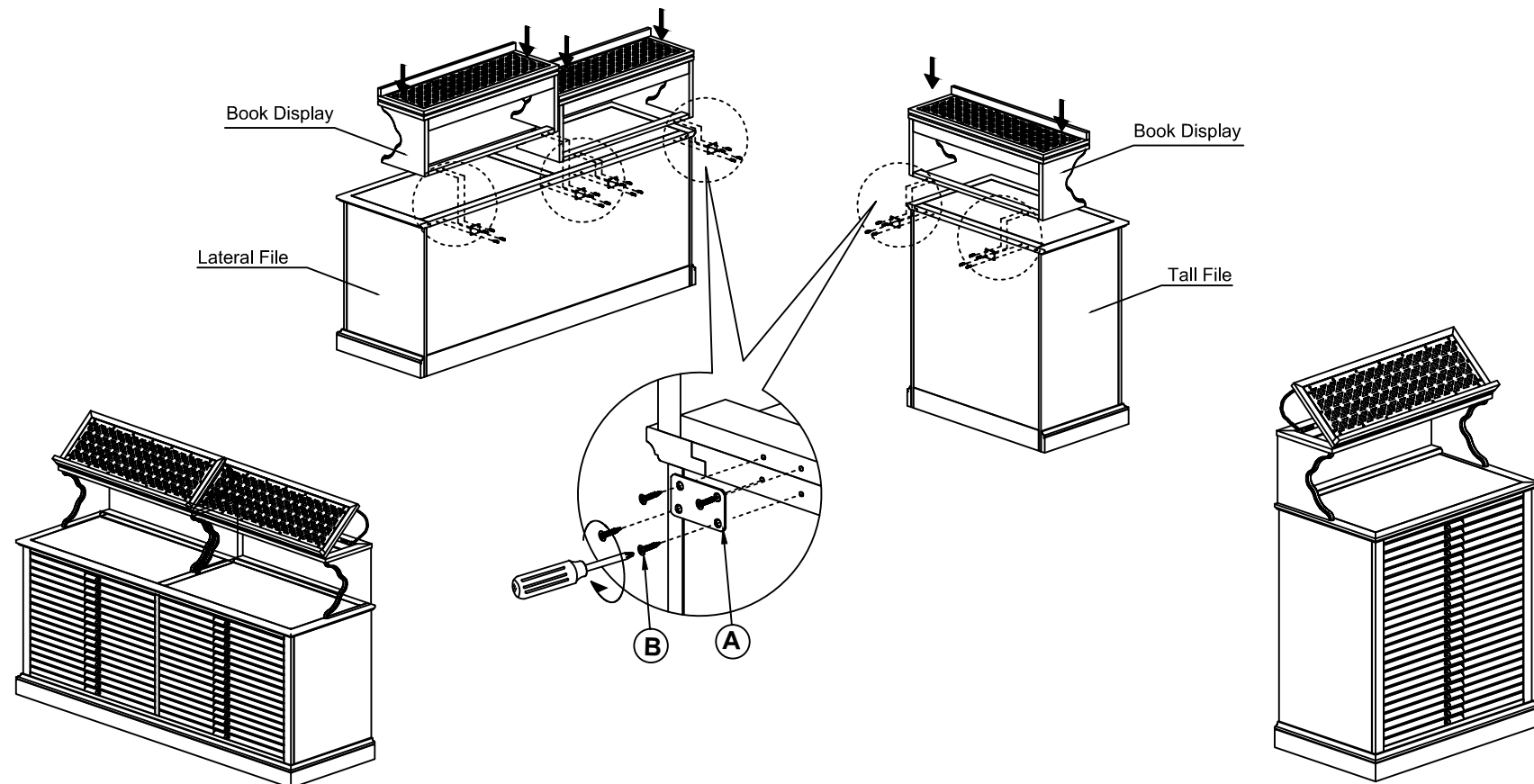
B = Wood Screw



8Pcs

**PARTS**

911515TYPBD: Book Display Hinge  
 911515TYPULL: Drawer Pull (Files & Desk)  
 911515TYPE16: Drawer Glides (16)



# ALL PARTS - DESK

| COLLECTION  | PRODUCT DETAILS   | SKU              |
|-------------|---|------------------|
| PT-ALDERSN  | ALDERSON BOOKSHELF SHELF SHELF FOR 5ALDBK2                | 55ALDSHLF        |
| PT-ALDERSN  | ALDERSON COMP CAB DOOR HINGE                              | 91511DROPHIN     |
| PT-ALDERSN  | ALDERSON COMP CAB FILE ROD                                | 91ALDCMPROD      |
| PT-ALDERSN  | ALDERSON COMP CAB HANG FITTING HANGING FOLDER FITTING     | 91511FOLDFIT     |
| PT-ALDERSN  | ALDERSON COMP CAB HINGE SM                                | 91511SMHINGE     |
| PT-ALDERSN  | ALDERSON COMP CAB METAL BAR COMPUTER CABINET METAL BAR    | 91511METBAR      |
| PT-ALDERSN  | ALDERSON COMP CAB SOCCET ASSEM ELECTRICAL SOCCET ASSEMBLY | 91ALDCCESAKT     |
| PT-ALDERSN  | ALDERSON DESK DRAWER GLIDES 48-351 48-353                 | 91ALDDSKGLDS     |
| PT-ALDERSN  | ALDERSON DESK KEYBOARD HINGE KEYBOARD TRAY HINGE          | 91511KEYHINGE    |
| PT-ALDERSN  | ALDERSON DESK KEYBOARD RUNNER KEYBOARD TRAY RUNNER        | 91511ALDKEYGLIDE |
| PT-ALDERSN  | ALDERSON EXEC DESK HANG BAR ALUMINUM ADJUSTABLE BAR       | 91511HGBARAD     |
| PT-ALDERSN  | ALDERSON EXEC DSK ASSEMBLY HDW EXECUTIVE DESK HARDWARE    | 91511ALDEXHW     |
| PT-ALDERSN  | ALDERSON HANGING BAR FIXED                                | 91511HGBARFIX    |
| PT-ALDERSN  | ALDERSON KNOB   | 91511ALDKNOB     |
| PT-ALDERSN  | ALDERSON LAT FILE ADJ ALUMINUM                            | 91511LATFILADJ   |
| PT-ALDERSN  | ALDERSON LAT FILE FIXED ALUMIN                            | 91511LATFILFX    |
| PT-ALDERSN  | ALDERSON LID STAY   | 91511LIDSTAY     |
| PT-ALDERSN  | ALDERSON PULL   | 91511ALDPULL     |
| PT-ALDERSN  | ALDERSON RTN DSK ASSEMBLY HDW                             | 91511ALDRTNSDK   |
| PT-ALDERSN  | ALDERSON SM DSK ASSEMBLY HDW                              | 91511ALDSMSDK    |
| PT-ALEX     | ALEX DESK CHAIR CAPS WOOD 5PC                             | 91854ALCAPS      |
| PT-ALEX     | ALEX DESK CHAIR CASTOR QTY 1 EACH CHAIR REQUIRES 5        | 91854ALEXCAST    |
| PT-ALEX     | ALEX DESK CHAIR CLIP FOR CAPS                             | 91854ALCLIPS     |
| PT-ALEX     | ALEX DESK CHAIR CYLINDER                                  | 91854ALCYL       |
| PT-ALEX     | ALEX DESK CHAIR MECH                                      | 91854ALMECH      |
| PT-ALEX     | ALEX DESK CHAIR METAL BASE                                | 91854METBS       |
| PT-AMELIA   | AMELIA DSK ASSEMBLY HDW                                   | 911515AMDSK      |
| PT-ATHENS   | ATHENS EXEC DESK ASMBLY HDWR                              | 91ATHEXHW        |
| PT-ATHENS   | ATHENS WRTNG DSK ASSEMBLY HDW                             | 91511ATHWRTDSK   |
| PT-BECKETT  | BECKETT CABLE HOLE LID                                    | 91511BECKLID     |
| PT-BECKETT  | BECKETT COMP CAB BOT HINGE                                | 91511BECKHNG     |
| PT-BECKETT  | BECKETT EXEC DESK KNOB                                    | 91511BECNOB      |
| PT-BENDELL  | BENTLEY HANDLE LARGE                                      | 91BENTHANDL      |
| PT-BENDELL  | BENTLEY HANDLE SMALL                                      | 91BENTHANDS      |
| PT-BURRIGHS | BURROUGHS CHR CASTERS                                     | 91BURCHRCAST     |
| PT-COLETTE  | COLETTE DSK CHR CASTOR SCREW                              | 91720COLCAST     |
| PT-COLFAX   | COLFAX CHR RUBBER FEET PADS 4                             | 91652COLPAD      |

| COLLECTION | PRODUCT DETAILS   | SKU              |
|------------|---|------------------|
| PT-CORBEL  | CORBEL DESK ASSEMBLY HDW                                  | 91769CORBEL      |
| PT-CORBEL  | CORBEL DESK FILE ROD                                      | 91CORBROD        |
| PT-INDCRNK | IND CRNK BASE DECOR SCREW 55INDCRDKBS3                    | 91INDCRSCRWS     |
| PT-INDCRNK | IND CRNK BASE HANDLE HANDLE FOR WHEEL                     | 91FILD86BHDL     |
| PT-INDCRNK | IND CRNK BASE WHEEL WHEEL - TO CRANK DESK                 | 91FILD86BWHL     |
| PT-INDCRNK | IND CRNK DRAFT TBL HRDWR KIT                              | 91INDCRKHDWR     |
| PT-INDCRNK | IND CRNK DRAFT TBL PNCL HLDR 55INDCDTKT                   | 91INDPNCLHLD     |
| PT-INDCRNK | IND CRNK LOCK STARBOLT LOCK                               | 91INDCRNKLOCK    |
| PT-INDCRNK | IND CRNK RISR BRKT LFT LEFT RISER BRACKET                 | 55INDLFRSBKT     |
| PT-INDCRNK | IND CRNK RISR BRKT RT RIGHT RISER BRACKET                 | 55INDRTRSBKT     |
| PT-MARTLLO | MARTELO DSK CHR CASTOR                                    | 55MARTCAST       |
| PT-MARTLLO | MARTELO DSK CHR CASTOR                                    | 91MARTCAST       |
| PT-MEDAN   | MEDAN CD BOX CD BOX                                       | 91511CDBOX       |
| PT-MEDAN   | MEDAN DROP DOWN DOOR HANDLE                               | 91511MEDPIN      |
| PT-MEDAN   | MEDAN DROP DOWN DOOR HINGE                                | 91511MEDHGL      |
| PT-MEDAN   | MEDAN MAGNETIC CATCH                                      | 91MEDMAG         |
| PT-MEDAN   | MEDAN SMALL DOOR HINGE                                    | 91511MEDHGS      |
| PT-MEDAN   | MEDAN WOODEN BOX KNOB                                     | 91MEDKNOB        |
| PT-PALMER  | PALMER FILE RODS 55PALMCRD                                | 91PALMFLEROD     |
| PT-TELGRPH | TELEGRAPH 4 DRWR FILE ROD SET                             | 91511TEL4ROD     |
| PT-TELGRPH | TELEGRAPH COMP CAB CORD TRAY                              | 91TELETRAY       |
| PT-TELGRPH | TELEGRAPH COMP CAB LID STAY 130-233                       | 91TELELIDSTAY    |
| PT-TELGRPH | TELEGRAPH DRAWER FRONT LTCH                               | 55TELDRFRLTC     |
| PT-TELGRPH | TELEGRAPH DSK CRNR BRKT BRASS 4 911725SGLNL NEED FOR EACH | 91511TELCORN     |
| PT-TELGRPH | TELEGRAPH DSK DRWR SLIDE SINGLE EXT DRAWER SLIDE          | 91511TELSLIDE    |
| PT-TELGRPH | TELEGRAPH DSK FILE ROD SET                                | 91511TELROD      |
| PT-TELGRPH | TELEGRAPH DSK HANDLE BROWN 130A351                        | 91511TELDISKHAND |
| PT-TELGRPH | TELEGRAPH DSK HANDLE WHITE 130 - 351                      | 91TELDISKWHND    |
| PT-TELGRPH | TELEGRAPH DSK NUMBER PLATE 1                              | 91TELDISK1       |
| PT-TELGRPH | TELEGRAPH DSK NUMBER PLATE 2                              | 91TELDISK2       |
| PT-TELGRPH | TELEGRAPH DSK NUMBER PLATE 3                              | 91TELDISK3       |
| PT-TELGRPH | TELEGRAPH DSK NUMBER PLATE 4                              | 91TELDISK4       |
| PT-TELGRPH | TELEGRAPH DSK NUMBER PLATE 5                              | 91TELDISK5       |
| PT-TELGRPH | TELEGRAPH DSK NUMBER PLATE 6                              | 91TELDISK6       |
| PT-TELGRPH | TELEGRAPH DSK NUMBER PLATE 7                              | 91TELDISK7       |

# ALL PARTS - DESK

| COLLECTION | PRODUCT DETAILS  | SKU            |
|------------|--|----------------|
| PT-TELGRPH | TELEGRAPH DSK NUMBER PLATE 8                               | 91TELDISK8     |
| PT-TELGRPH | TELEGRAPH EXEC DESK DRWR CATCH RIGHT SIDE                  | 91511TELRT     |
| PT-TELGRPH | TELEGRAPH EXEC DESK DRWR CATCH LEFT DRAWER                 | 91511TELLFT    |
| PT-TELGRPH | TELEGRAPH EXEC DESK DRWR SLIDE DOUBLE EXT DRAWER SLIDE     | 91511TELDRWSLD |
| PT-TELGRPH | TELEGRAPH EXEC DESK ESCUTCHEON                             | 91511TELESC    |
| PT-TELGRPH | TELEGRAPH EXEC DESK HDW                                    | 91511TELEXHW   |
| PT-TELGRPH | TELEGRAPH EXEC DESK HINGE TOP                              | 91511TELHNGTP  |
| PT-TELGRPH | TELEGRAPH EXEC DESK KEY GOLD                               | 91511TELKEY    |
| PT-TELGRPH | TELEGRAPH EXEC DESK KEY SILVER                             | 91TELEKEY      |
| PT-TELGRPH | TELEGRAPH EXEC DESK PAD BLK 130A351                        | 91511TELPAD    |
| PT-TELGRPH | TELEGRAPH EXEC DESK PAD WHITE                              | 91TELEWHPAD    |
| PT-TELGRPH | TELEGRAPH EXEC FILE ROD HOLDER 130A351                     | 91TELEEXFRHLD  |
| PT-TELGRPH | TELEGRAPH EXEC FRONT SHELF BRN 55TELEEXDK3                 | 91TELBRSHLF    |
| PT-TELGRPH | TELEGRAPH KEY HOLE COVER                                   | 55TELKYHLCVR   |
| PT-TELGRPH | TELEGRAPH LOCK DESK, 4 DRAWER, FILE BOX LOCK               | 91511TELBOX    |
| PT-TELGRPH | TELEGRAPH LOCK PLATE                                       | 55TELELKPLT    |
| PT-TELGRPH | TELEGRAPH MEDIA 3-PLUG OUTLET                              | 91TELE3PLGMD   |
| PT-TELGRPH | TELEGRAPH RTRN DSK ASSEM HDW                               | 91511TELRTN    |
| PT-TELGRPH | TELEGRAPH WORKERS CAB DIVIDER                              | 91511TELDIV    |
| PT-TREMONT | TREMONT CLOTHING BAR BLACK                                 | 91378TREBRBL   |
| PT-TREMONT | TREMONT CLOTHING BAR BROWN                                 | 91378TREBRBR   |
| PT-TREMONT | TREMONT DSK ASSEMBLY HW 40                                 | 91TREM040HW    |
| PT-TREMONT | TREMONT DSK FILE HANGING HW 20                             | 91TREM20FILE   |
| PT-TREMONT | TREMONT DSK FILE HANGING HW 40                             | 91TREM40FILE   |
| PT-TREMONT | TREMONT DSK FILE HANGING HW 60                             | 91TREM60FILE   |
| PT-TREMONT | TREMONT HANDLE LTH FOR BLK/NAT DESK - FOR BLK & NAT FINISH | 91378HANDDBR   |
| PT-TREMONT | TREMONT LEATHER HANDLE FOR BRN DESK - FOR BROWN FINISH     | 91378HANDLTBR  |
| PT-TREMONT | TREMONT LTHR HNDL BRACKET BLK BRACKET AND SCREWS           | 91378BRACKBL   |
| PT-TREMONT | TREMONT LTHR HNDL BRACKET BRWN BRACKET AND SCREWS          | 91378BRACKBR   |
| PT-TREMONT | TREMONT MOD CORNER HDW                                     | 91TREM0CRN     |
| PT-TREMONT | TREMONT MOD DECORATIVE BRASS                               | 91TREM0BRPLT   |
| PT-TREMONT | TREMONT MOD DOOR ROLLER BTM                                | 91TREM0ROLLB   |
| PT-TREMONT | TREMONT MOD DOOR ROLLER TOP HARDWARE FOR SLIDE TOP         | 91TREM0ROLLT   |
| PT-TREMONT | TREMONT MOD DRAWER GLIDE 16                                | 91DRWG16       |
| PT-TREMONT | TREMONT MOD DRAWER GLIDE 18                                | 91TREM018      |
| PT-TREMONT | TREMONT MOD DSK ASSEMBLY 60                                | 91TREM060HW    |

| COLLECTION | PRODUCT DETAILS                                    | SKU            |
|------------|--|----------------|
| PT-TREMONT | TREMONT MOD LTHR PULL DARK BRN FOR BROWN FINISH    | 91TREM0HNDDBR  |
| PT-TREMONT | TREMONT MOD LTHR PULL LIHT BRN FOR BLACK FINISH    | 91TREM0HNDDBL  |
| PT-TREMONT | TREMONT MOD MENDING PLATE                          | 91TREM0MEND    |
| PT-TREMONT | TREMONT MOD SHELF PEGS 4 PC 4 PEGS                 | 91TREM0PEG     |
| PT-TREMONT | TREMONT STOR BED DRWR RUNNER 2 SET                 | 91378BED350    |
| PT-TYPSETR | TYPESETTE DSK SHELF                                | 911515TYDSKSLF |
| PT-TYPSETR | TYPESETTER BOOK DISPLAY HINGE                      | 911515TYPBD    |
| PT-TYPSETR | TYPESETTER CAB BASE SHELF                          | 911515TYCABBS  |
| PT-TYPSETR | TYPESETTER CAB HINGE                               | 911515TYCABHG  |
| PT-TYPSETR | TYPESETTER CAB MEND PLATE SET                      | 911515TYPMEND  |
| PT-TYPSETR | TYPESETTER CAB TOP SHELF                           | 911515TYCABTP  |
| PT-TYPSETR | TYPESETTER DRAWER PULL PULL FOR FILES AND DESK     | 911515TYPULL   |
| PT-TYPSETR | TYPESETTER DRWR GLIDE 16" SET                      | 911515TYPE16   |
| PT-TYPSETR | TYPESETTER DSK ASSEMBLY HDWR                       | 911515TYDSKHW  |
| PT-TYPSETR | TYPESETTER DSK FILE RODS HANGING FILE HARDWARE     | 911515TYROD    |
| PT-TYPSETR | TYPESETTER DSK HINGE                               | 911515TYPEHNG  |
| PT-TYPSETR | TYPESETTER LATERAL FILE RODS HANGING FILE HARDWARE | 911515TYLAT    |
| PT-TYPSETR | TYPESETTER SHELF PEG 1 PEG                         | 911515TYPEPEG  |
| PT-TYPSETR | TYPESETTER TALL FILE RODS FILE HANGING HARDWARE    | 911515TYTLROD  |
| PT-UNIV    | DRAWER GLIDE 12                                    | 91DRWG12       |
| PT-UNIV    | DRAWER GLIDE 18                                    | 91DRWG18       |
| PT-UNIV    | STORE FIXTURE GLIDE QTY 1 GLIDE                    | 91STOREGLID    |
| PT-UNIV    | WOODEN DROP DOWN DOOR SUPPORT WOOD SUPPORT         | 91378EWDSUP    |