


## ASSEMBLY INSTRUCTIONS

ITEM NO: 1700VC-2040G

36 X 84 CONNECTION STAIN- TECH

Thank you for purchasing this quality product. Be sure to check all packing material carefully for small parts that may have come loose inside the carton during shipment.



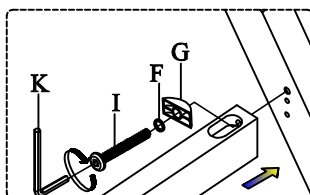
### PARTS LIST:

No.	Description	Sketch	Quantity
A	Table Top		1
B	Table Side Leg Frame		2
C	Table Center Leg Frame		1
D	Stretcher Bar		4

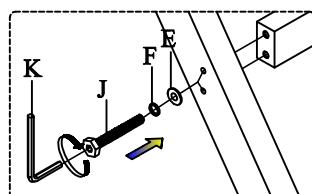
### HARDWARE LIST:

No.	Description	Sketch	Size	Quantity
E	Flat Washer		Ø5/16" x19mm	16
F	Spring Washer		Ø5/16"	20
G	Curve Washer		Ø5/16"	4
H	Bolt		Ø5/16" x44mm	8
I	Bolt		Ø5/16" x50mm	4
J	Hexagon Bolt		Ø5/16" x76mm	8
K	Allen Key		4mm	1
L	Straight Allen Key		4" L*4mm	1

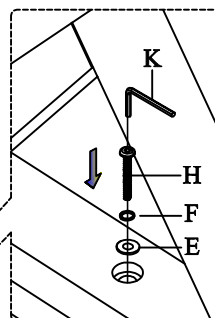
### Step 2



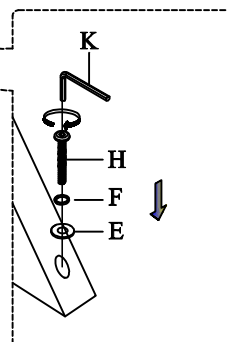
### Step 1



### Step 4



### Step 3



ATTENTION

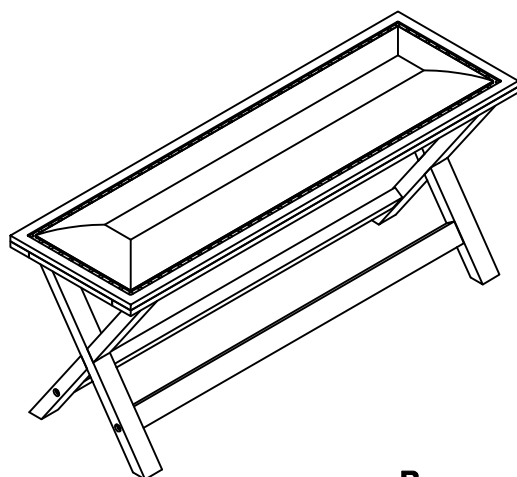
MADE IN VIET NAM

## ASSEMBLY INSTRUCTIONS

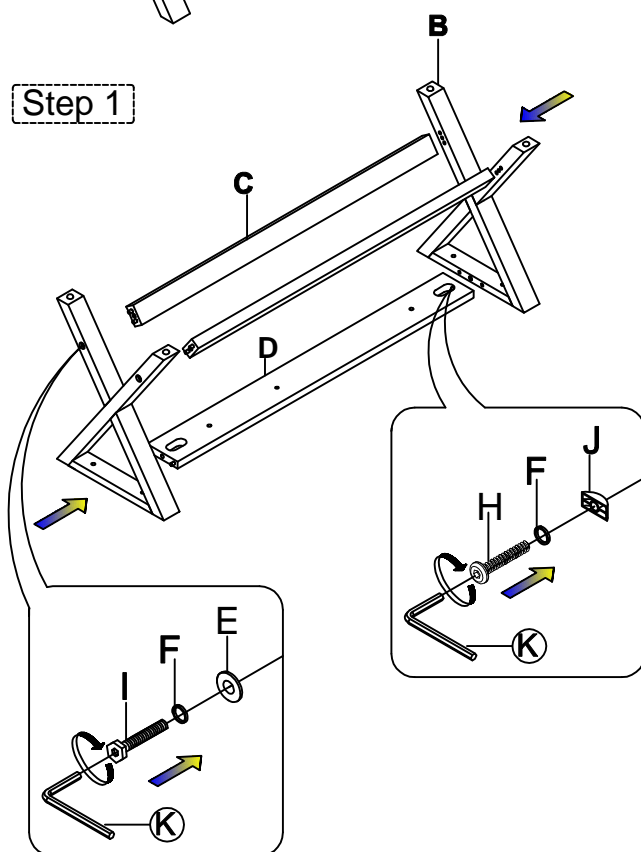
ITEM NO: 1700-1180G

CNTR HT BENCH-TECH





Thank you for purchasing this quality product. Be sure to check all packing material carefully for small parts that may have come loose inside the carton during shipment.



Step 1



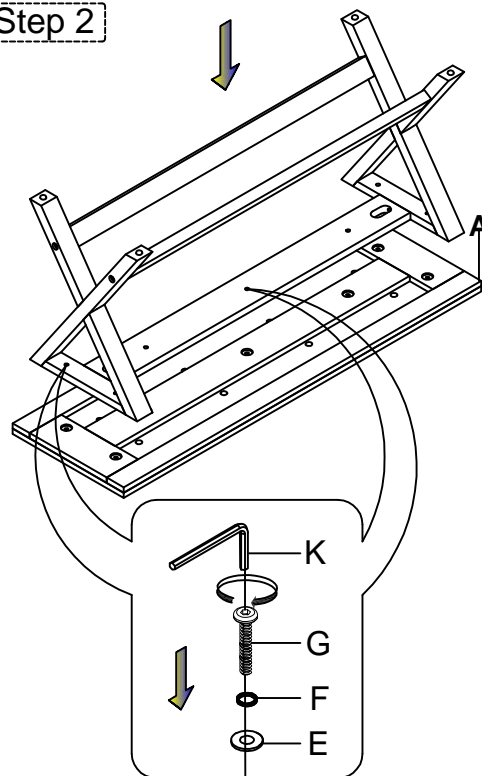
### PARTS LIST:

No.	Description	Sketch	Quantity
A	Bench Top		1
B	Bench Leg Frame		2
C	Bench Below Stretcher		2
D	Bench Above Stretcher		1

### HARDWARE LIST:

No.	Description	Sketch	Size	Quantity
E	Flat Washer		Ø5/16" x19mm	11
F	Spring Washer		Ø5/16"	13
G	Bolt		Ø5/16" x45mm	7
H	Bolt		Ø5/16" x50mm	2
I	Hexagon Bolt		Ø5/16" x76mm	4
J	Curve Washer		Ø5/16"	2
K	Allen Key		4mm	1
L	Straight Allen Key		4" L*4mm	1

Step 2



MADE IN VIET NAM

# ASSEMBLY INSTRUCTIONS





ITEM NO: 1700-5000G  
71ENT CONSOLE-TIBURON

Thank you for purchasing this quality product. Be sure to check all packing material carefully for small parts that may have come loose inside the carton during shipment.

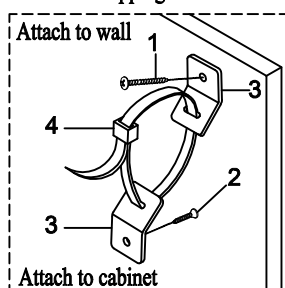
## TOOLS REQUIRED (NOT PROVIDED)



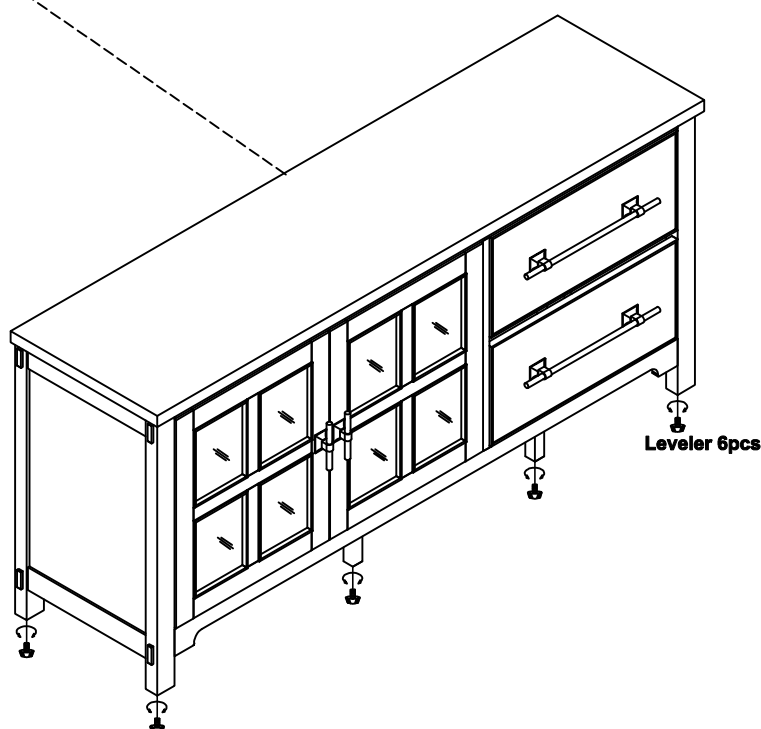
Phillips Screw Driver

No.	Tip Restraint Kit Hardware			Quantity
1		Wood Screw	M4*50	1
2		Lock washer	M4*20	1
3		Metal Safety bracket		2
4		Plastic Safety bracket strip		1

### Anti Tipping Hardware



★ Remark : there is a tip restraint kit provided on the back of this product. Please read the directions thoroughly and install immediately when placed in home.



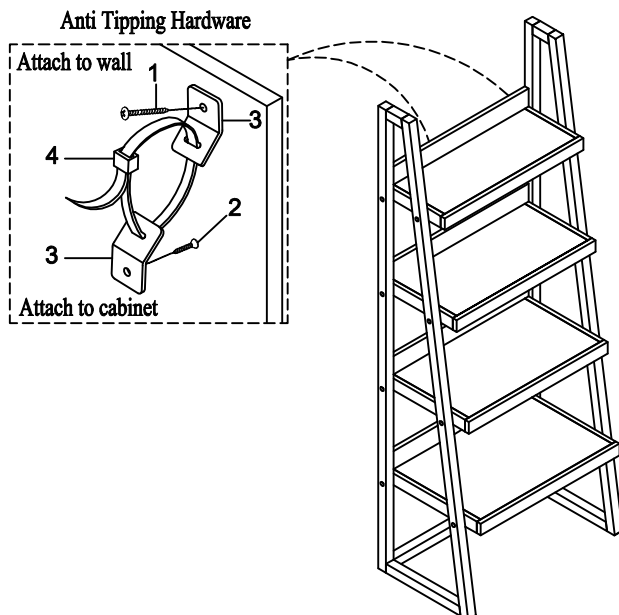
MADE IN VIET NAM

## ASSEMBLY INSTRUCTIONS

ITEM NO: 1700-5010G

PIER W/SHELVING-TIBURON

Thank you for purchasing this quality product. Be sure to check all packing material carefully for small parts that may have come loose inside the carton during shipment.



★ Remark : there is a tip restraint kit provided on the back of this product. Please read the directions thoroughly and install immediately when placed in home.

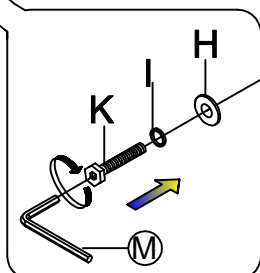
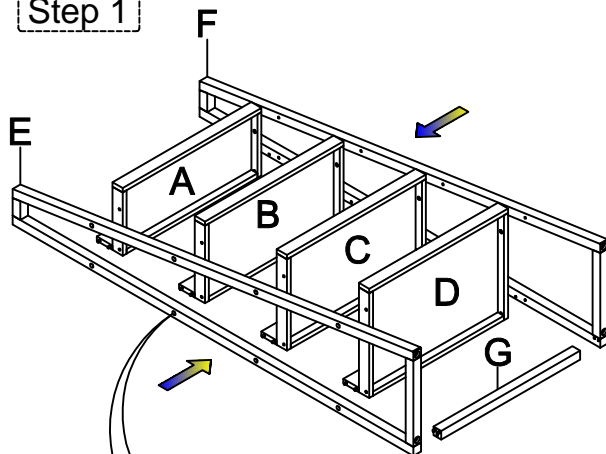
### PARTS LIST:

No.	Description	Sketch	Quantity
A	Shelf No.1		1
B	Shelf No.2		1
C	Shelf No.3		1
D	Shelf No.4		1
E	Left Leg Frame		1
F	Right Leg Frame		1
G	Stretcher		1

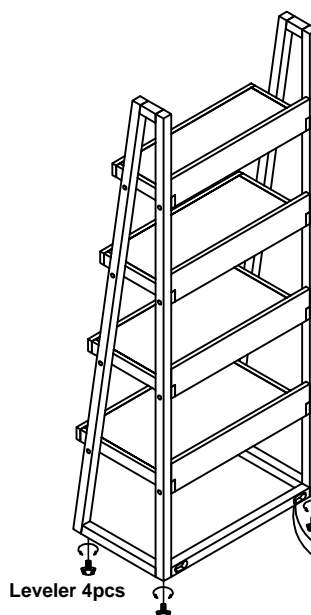
### HARDWARE LIST:

No.	Description	Sketch	Size	Quantity
H	Flat Washer		Ø1/4" x19mm	16
I	Spring Washer		Ø1/4"	18
J	Bolt		Ø1/4" x44mm	2
K	Hexagon Bolt		Ø1/4"x45mm	16
L	Curve Washer		Ø1/4"	2
M	Allen Key		4mm	1
N	Straight Allen Key		4" L*4mm	1

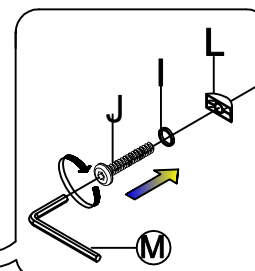
### Step 1



No.	Tip Restraint Kit Hardware			Quantity
1		Wood Screw	M4*50	2
2		Lock washer	M4*20	2
3		Metal Safety bracket		4
4		Plastic Safety bracket strip		2



### Step 2



MADE IN VIET NAM

## ASSEMBLY INSTRUCTIONS

ITEM NO: 1700VC-304BCB/OG





3DOOR BUFFET- TECH

Thank you for purchasing this quality product. Be sure to check all packing material carefully for small parts that may have come loose inside the carton during shipment.

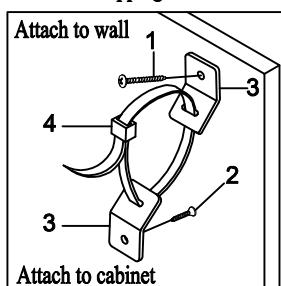
### TOOLS REQUIRED (NOT PROVIDED)



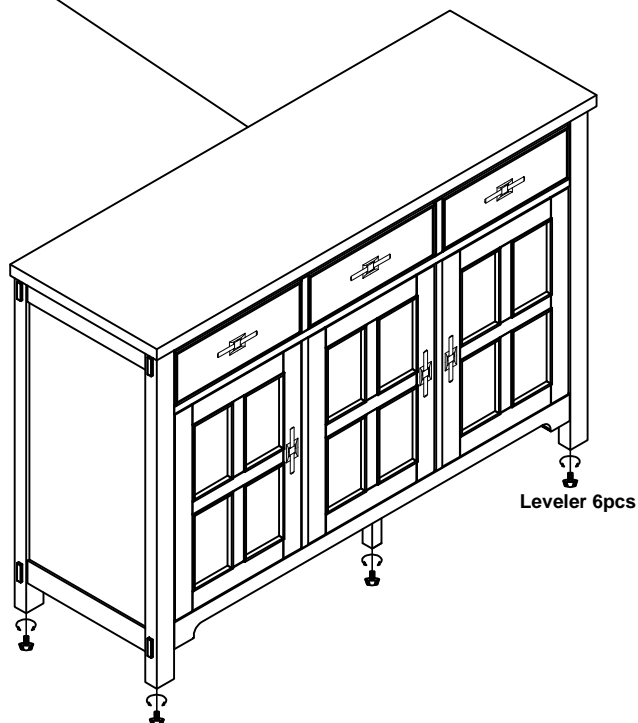
Phillips Screw Driver

No.	Tip Restraint Kit Hardware			Quantity
1		Wood Screw	M4*50	1
2		Lock washer	M4*20	1
3		Metal Safety bracket		2
4		Plastic Safety bracket strip		1

### Anti Tipping Hardware



★ Remark : there is a tip restraint kit provided on the back of this product. Please read the directions thoroughly and install immediately when placed in home.



Leveler 6pcs

MADE IN VIET NAM

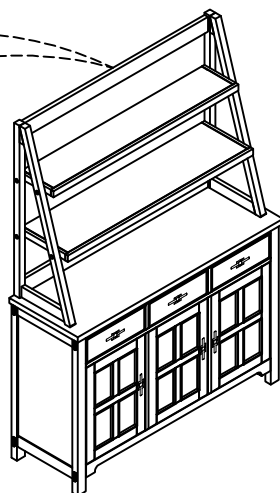
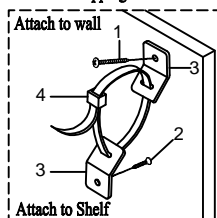
## ASSEMBLY INSTRUCTIONS

ITEM NO: 1700VC-304TCB/OG

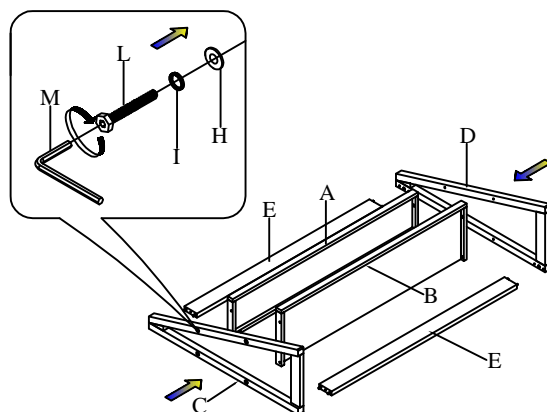
OPEN HUTCH-TECH

Thank you for purchasing this quality product. Be sure to check all packing material carefully for small parts that may have come loose inside the carton during shipment.

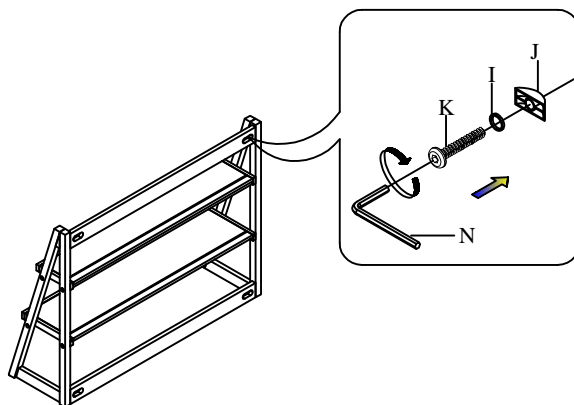
### Anti Tipping Hardware



### Step 1



### Step 2



★ Remark : there is a tip restraint kit provided on the back of this product. Please read the directions thoroughly and install immediately when placed in home.

### TOOLS REQUIRED (NOT PROVIDED)

Phillips Screw Driver

### PARTS LIST:

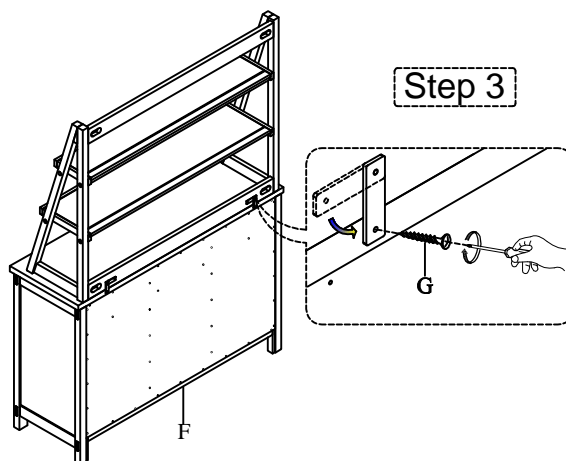
No.	Description	Sketch	Quantity
A	Top Shelf		1
B	Bottom Shelf		1
C	Left Leg Frame		1
D	Right Leg Frame		1
E	Back Bar		2
F	Cabinet Body		1

### HARDWARE LIST:

No.	Description	Sketch	Size	Quantity
G	Wood Screw		Ø3.5 x15mm	2
H	Flat Washer		Ø1/4" x16mm	8
I	Spring Washer		Ø1/4"	12
J	Curve Washer		Ø1/4"	4
K	Bolt		Ø1/4"x44mm	4
L	Hexagon Bolt		Ø1/4"x45mm	8
M	Allen Key		4mm	1
N	Straight Allen Key		4" L*4mm	1

No.	Tip Restraint Kit Hardware			Quantity
1		Wood Screw	M4*50	1
2		Lock washer	M4*20	1
3		Metal Safety bracket		2
4		Plastic Safety bracket strip		1

### Step 3



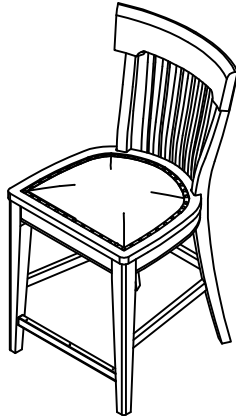
MADE IN VIET NAM

## ASSEMBLY INSTRUCTIONS

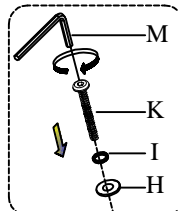
ITEM NO: 1700VC-104CB/OG

SLAT BACK CNTR STOOL-TECH

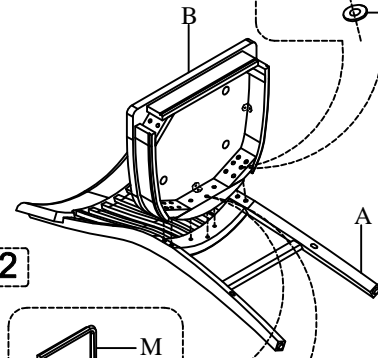
Thank you for purchasing this quality product. Be sure to check all packing material carefully for small parts that may have come loose inside the carton during shipment.



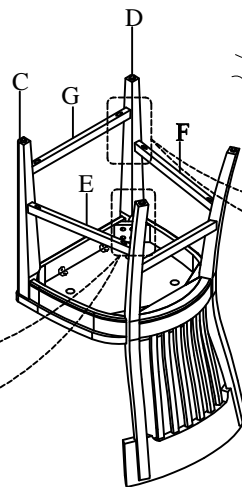
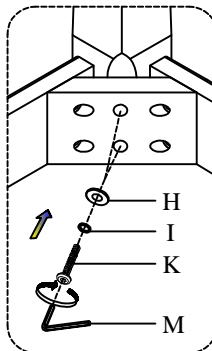
### Step 1



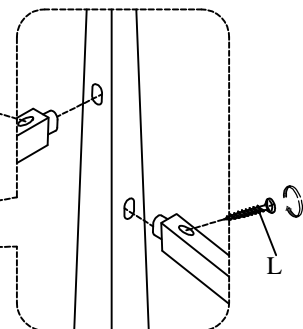
### Step 2



### Step 3



### Step 4



**ATTENTION:**  
DO NOT TIGHTEN BOLTS  
UNTIL STRETCHERS  
ARE ALL IN PLACE

### TOOLS REQUIRED (NOT PROVIDED)



Phillips Screw Driver

### PARTS LIST:

No.	Description	Sketch	Quantity
A	Back Frame		1
B	Seat Frame		1
C	Left Front Leg		1
D	Right Front Leg		1
E	Left Side Stretcher		1
F	Right Side Stretcher		1
G	Front Stretcher		1

### HARDWARE LIST:

No.	Description	Sketch	Size	Quantity
H	Flat Washer		Ø1/4" x16mm	11
I	Spring Washer		Ø1/4"	11
J	Bolt		Ø1/4"x35mm	3
K	Bolt		Ø1/4"x50mm	8
L	Wood Screw		#8*50mm	6
M	Allen Key		4mm	1
N	Straight Allen Key		4" L*4mm	1

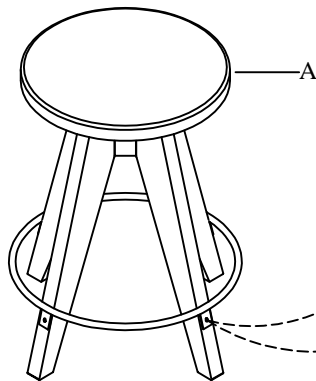

MADE IN VIET NAM

## ASSEMBLY INSTRUCTIONS

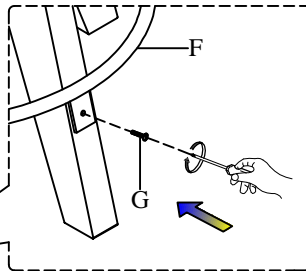
ITEM NO: 1700VC-109CB/OG

DRAFTMAN CNTR STOOL-TECH

Thank you for purchasing this quality product. Be sure to check all packing material carefully for small parts that may have come loose inside the carton during shipment.



### Step 1





### TOOLS REQUIRED (NOT PROVIDED)










Phillips Screw Driver

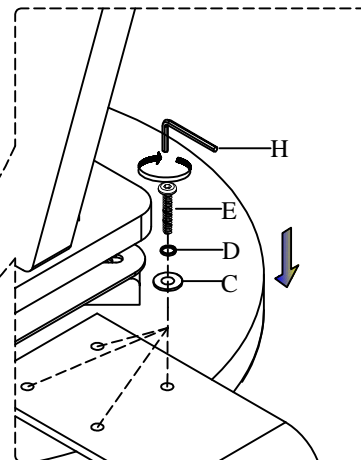
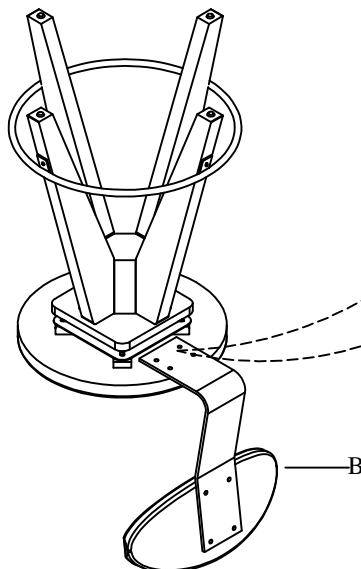
### PARTS LIST:

No.	Description	Sketch	Quantity
A	Seat		1
B	Back		1

### HARDWARE LIST:

No.	Description	Sketch	Size	Quantity
C	Flat Washer		Ø1/4" x16mm	4
D	Spring Washer		Ø1/4"	4
E	Bolt		Ø1/4"x25mm	4
F	Foot iron frame		453x453x45mm	1
G	Bolt		Ø5/32"x15mm	4
H	Allen Key		4mm	1
I	Straight Allen Key		4" L*4mm	1

### Step 2



MADE IN VIET NAM