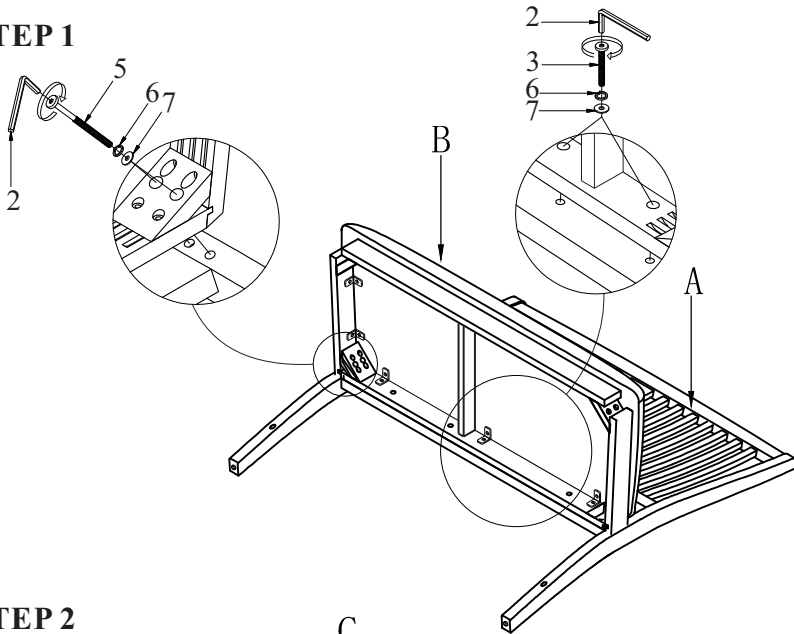




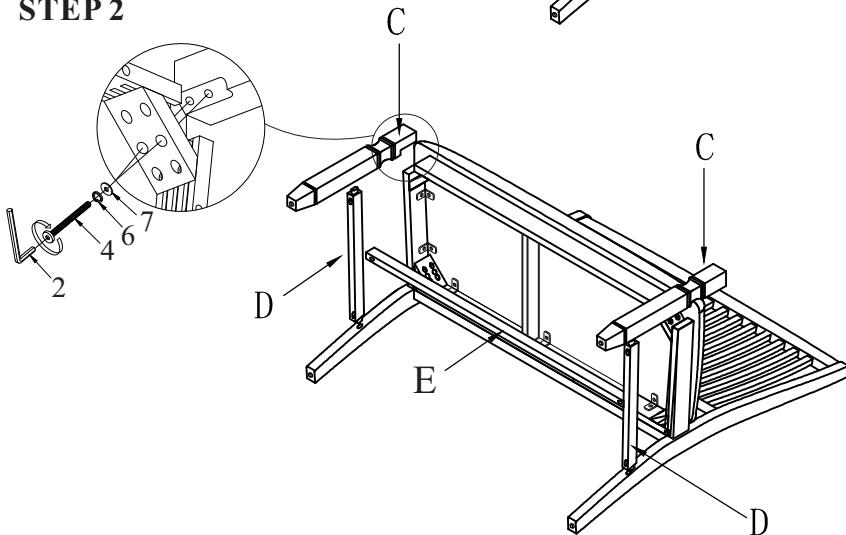
ASSEMBLY INSTRUCTIONS  
ITEM NO: DVC041 DB/DVC051 DB  
DINING HT BENCH - GLENDALE WHITE/PINE - BLACK/PINE

Thank you for purchasing this quality product. Be sure to check all packing material carefully for small parts that may have come loose inside the carton during shipment.

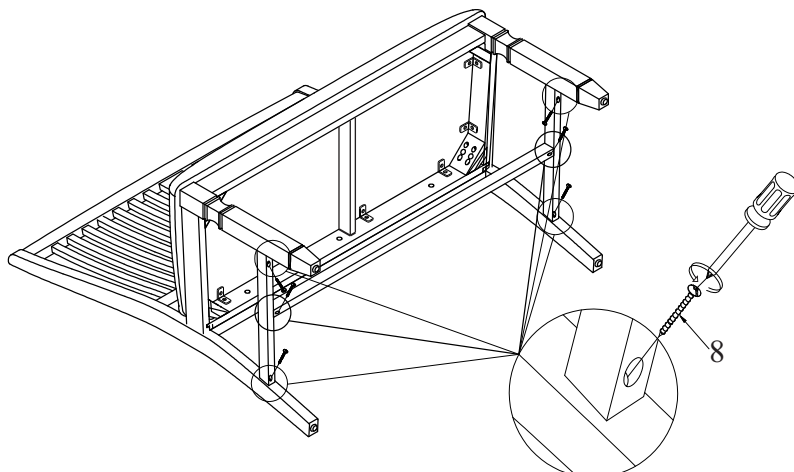
### STEP 1



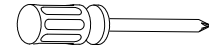
### STEP 2



### STEP 3



#### TOOLS REQUIRED (NOT PROVIDED)




#### PARTS LIST

No.	Description	Sketch	Quantity
A	Bench back		1
B	Seat		1
C	Front Leg L/R		2
D	Side Stretcher L/R		2
E	Center Stretcher		1

#### HARDWARE LIST

No.	Description	Sketch	Size	Quantity
1	Allen Key		L80x4mm	1
2	Allen Key		L57x4mm	1
3	Short Bolt		1/4"x45mm	3
4	Medium Bolt		1/4"x65mm	4
5	Long Bolt		1/4"x75mm	4
6	Lock Washer		1/4"x13x1.2mm	11
7	Flat Washer		1/4"x19x1.8mm	11
8	Screw		3/16"x38mm	6

#### ASSEMBLY COMPLETED



Do not fully tighten all screws and bolts until the entire item is completely assembled.

**MADE IN VIETNAM**