










ASSEMBLY INSTRUCTION

ITEM # : 1913-150R 5 DRAWER CHEST-DAKOTA GRAY

NOTE : THIS ITEM NOT RECOMMENDED FOR COMMERCIAL USE
 KEEP THIS DOCUMENT FOR REFERENCE IN CASE PARTS ARE NEEDED
 DO NOT TIGHTEN SCREWS UNTIL COMPLETELY ASSEMBLED !!

PARTS LIST			
NO.		DESCRIPTION	QTY
A		CHEST	1
B		FRONT LEG	2
C		BACK LEG	2

TOOLS REQUIRED (NOT PROVIDED)	
PHILIP SCREW DRIVER	1 PC

HARDWARE LIST			
NO.		DESCRIPTION	QTY
1		BOLT M6 x 35	8
2		SPRING WASHER M8	8
3		FLAT WASHER M8 x 18	8
4		ALLEN KEY M4	1
5		TIPPING RESTRAINT	1
6		STRAIGHT ALLEN KEY M4	1

