



AMERICAN SIGNATURE, INC.



ASSEMBLY INSTRUCTIONS

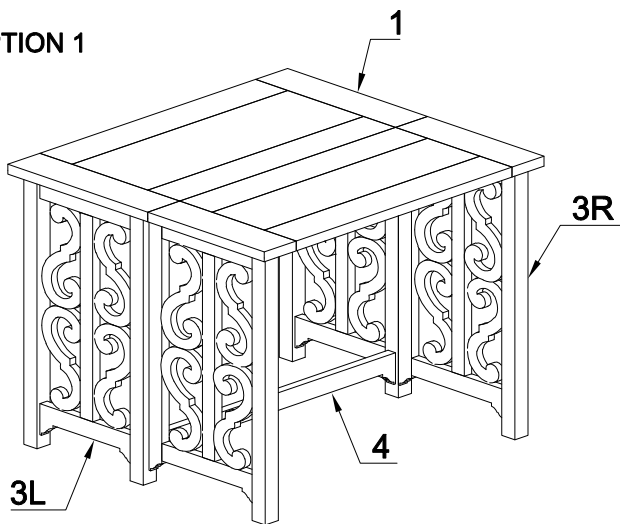
ITEM NO: OD8255-16 *Breakfast Bar-Charthouse Charcoal*

ITEM NO: OD8305-16 *Breakfast Bar-Charthouse Gray*

ITEM NO: OD8339-16 *Breakfast Bar-Charthouse Nutmeg*

Thank you for purchasing this quality product. Be sure to check all packing material carefully for small parts, that may have come loose inside the carton during shipment.

OPTION 1



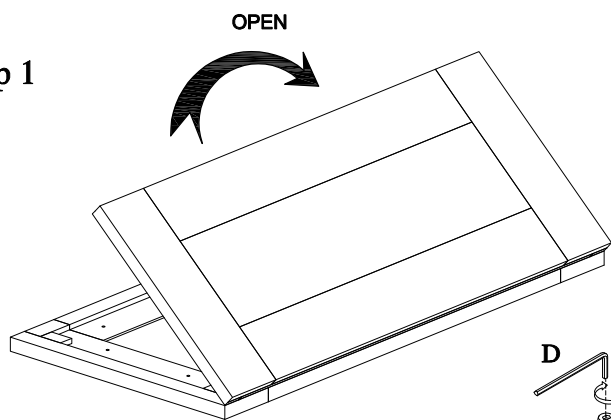
HARDWARE LIST

No.	Description			Q'ty
A		Bolt	Φ1/4"*45mm	2
B		Bolt	Φ1/4"*45mm	12
		Flat washer	Φ6/Φ19mm	
		Lock washer	Φ9/Φ11mm	
C		Bolt	Φ5/16"*76mm	4
		Flat washer	Φ9/Φ22mm	
		Lock washer	Φ9/Φ11mm	
D		Allen key	4mm	1
E		Straight allen key	4mm	1

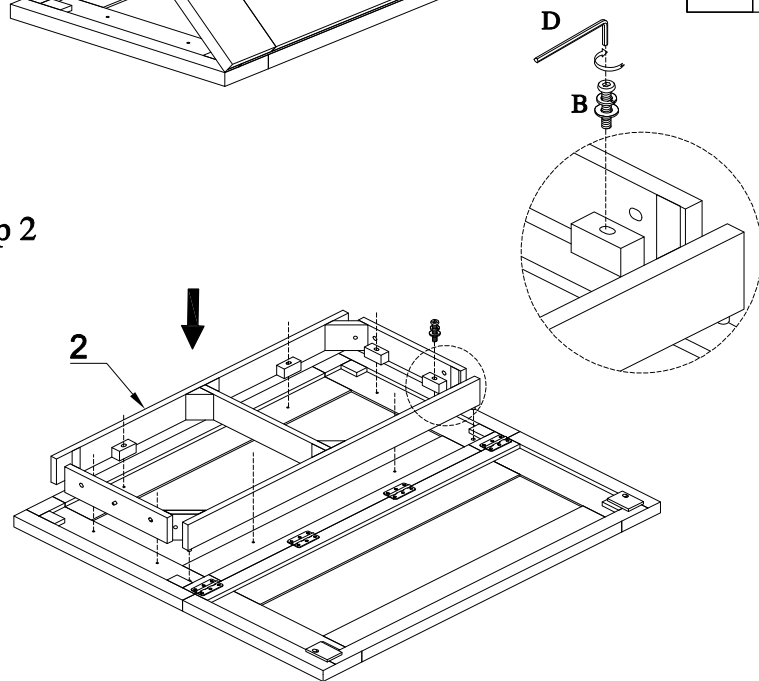
PARTS LIST

No.	Description	Picture	Q'ty
1	Table top		1
2	Frame Apron		1
3	Left & Right Legs frame		2
4	Wood stretcher		1

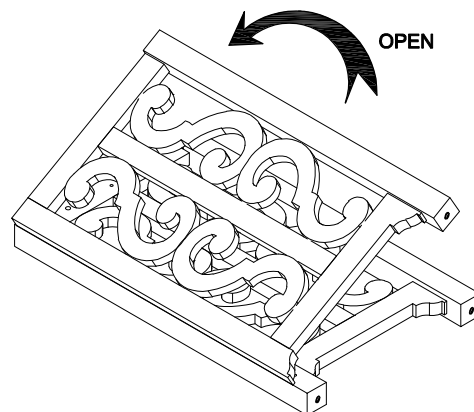
Step 1



Step 2



Step 3





AMERICAN SIGNATURE, INC.

ASSEMBLY INSTRUCTIONS

ITEM NO: OD8255-16 *Breakfast Bar-Charthouse Charcoal*

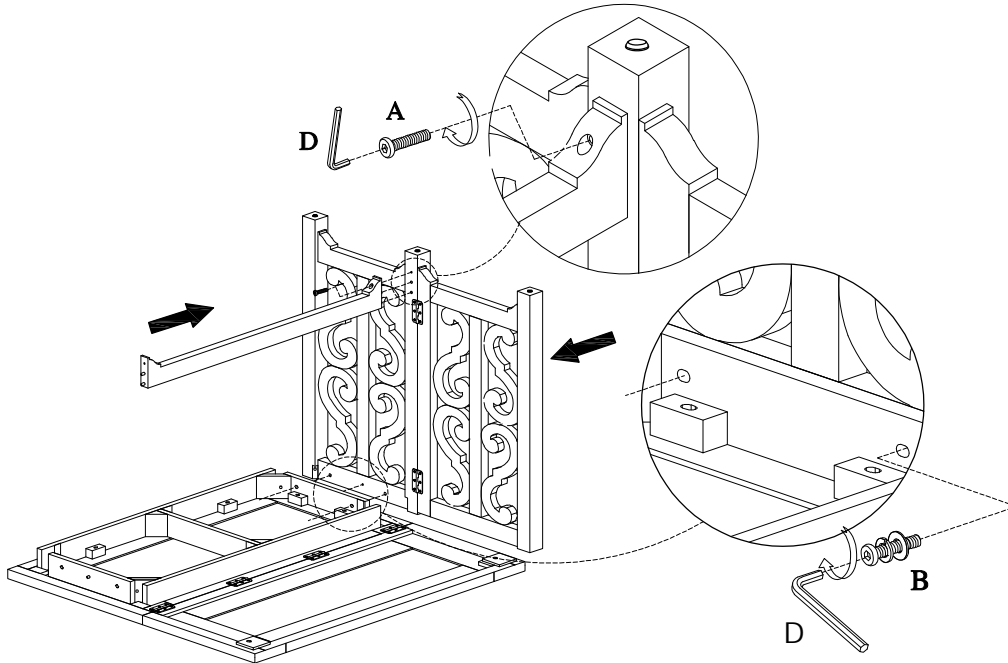
ITEM NO: OD8305-16 *Breakfast Bar-Charthouse Gray*

ITEM NO: OD8339-16 *Breakfast Bar-Charthouse Nutmeg*

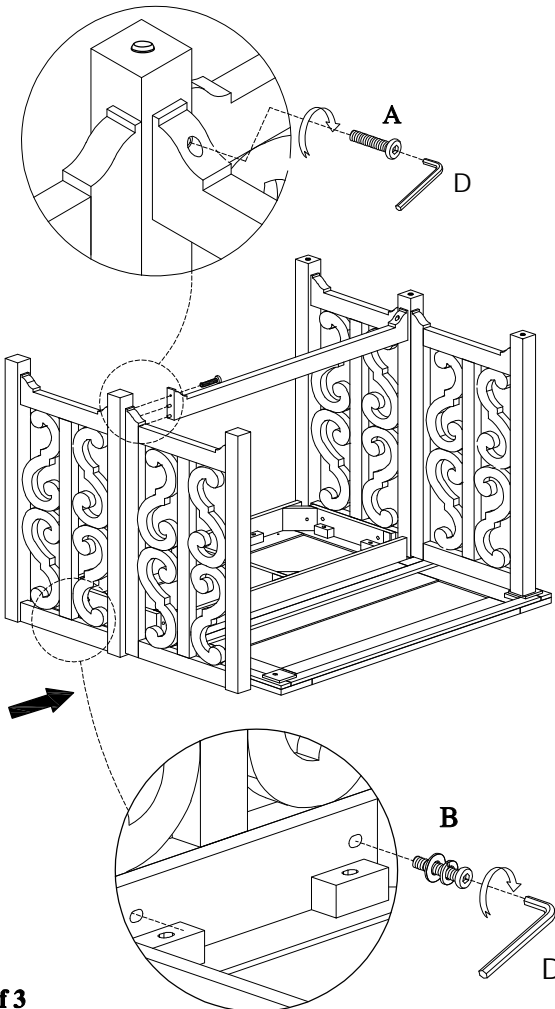


Thank you for purchasing this quality product. Be sure to check all packing material carefully for small parts, that may have come loose inside the carton during shipment.

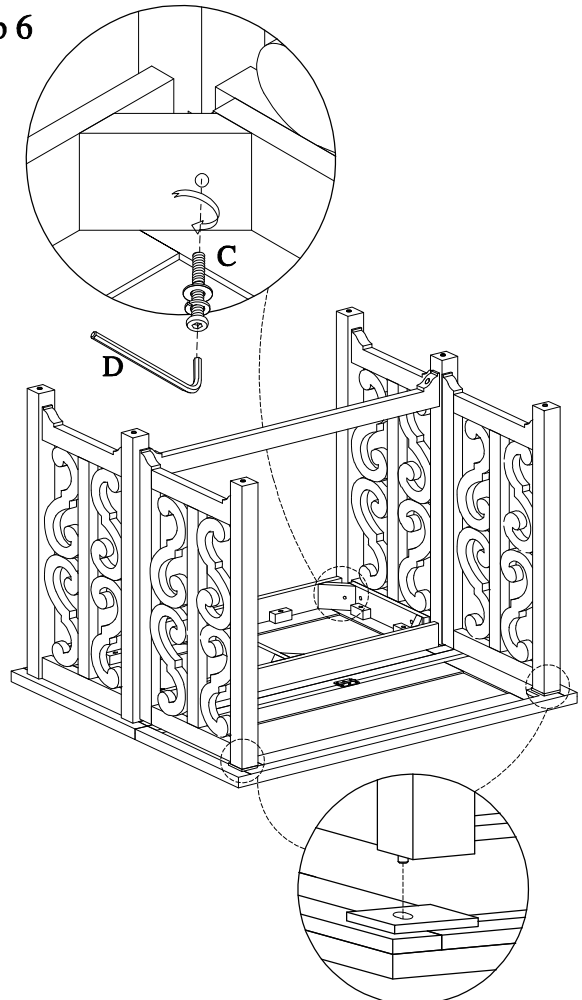
Step 4



Step 5



Step 6





AMERICAN SIGNATURE, INC.

ASSEMBLY INSTRUCTIONS

ITEM NO: OD8255-16 *Breakfast Bar-Charthouse Charcoal*


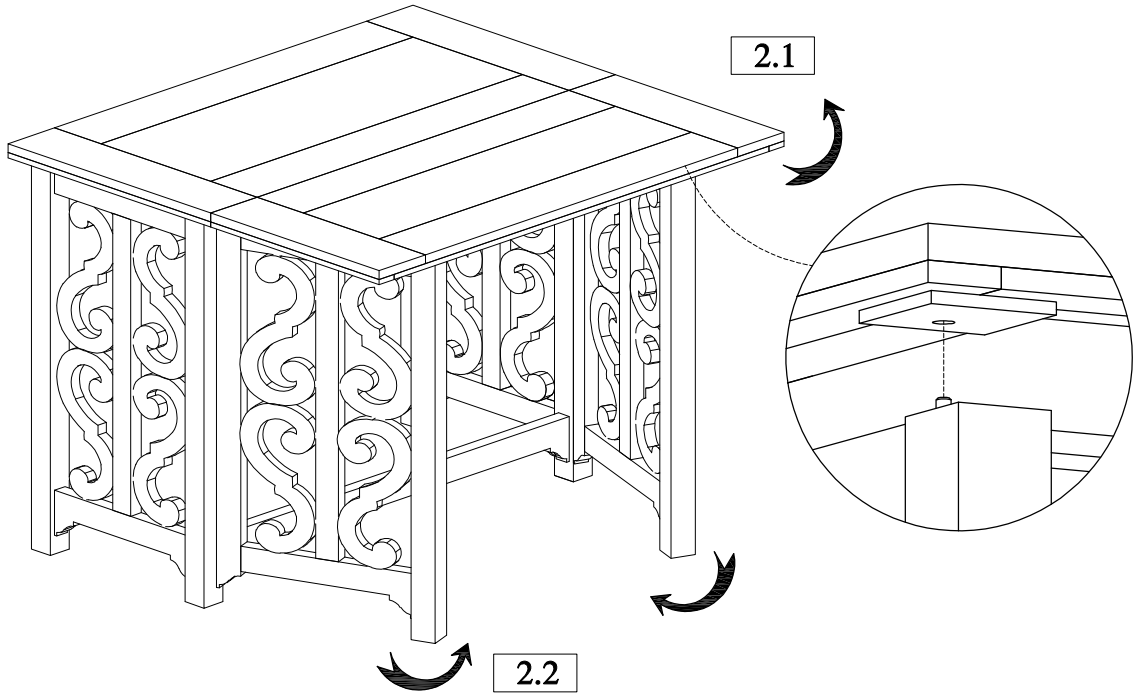
ITEM NO: OD8305-16 *Breakfast Bar-Charthouse Gray*

ITEM NO: OD8339-16 *Breakfast Bar-Charthouse Nutmeg*



Thank you for purchasing this quality product. Be sure to check all packing material carefully for small parts, that may have come loose inside the carton during shipment.

OPTION 2





AMERICAN SIGNATURE, INC.



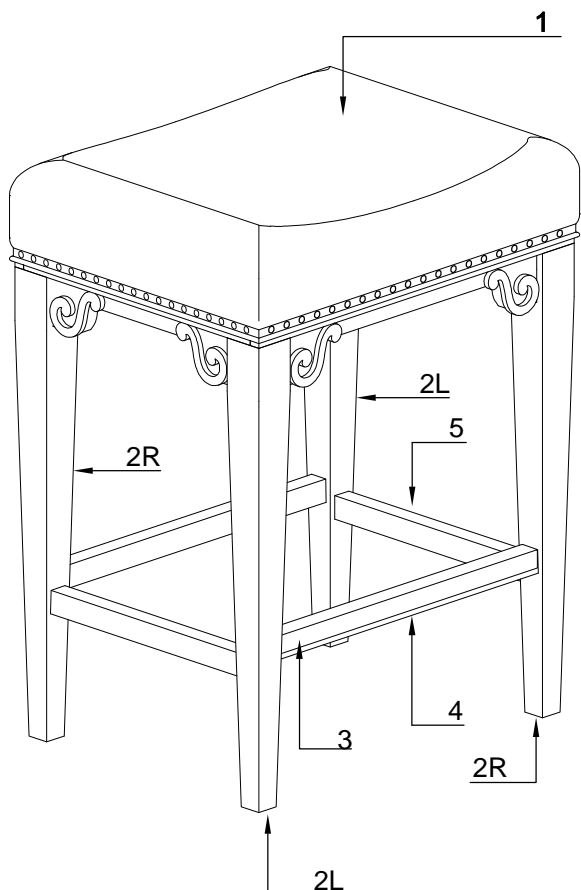
ASSEMBLY INSTRUCTIONS

ITEM NO: OD8255-85 *Cntr Stool-Charthouse Charcoal*

ITEM NO: OD8305-85 *Cntr Stool-Charthouse Gray*

ITEM NO: OD8339-85 *Cntr Stool-Charthouse Nutmeg*

Thank you for purchasing this quality product. Be sure to check all packing material carefully for small parts, that may have come loose inside the carton during shipment.



**TOOL REQUIRED (NOT PROVIDED):
PHILLIPS SCREW DRIVER**

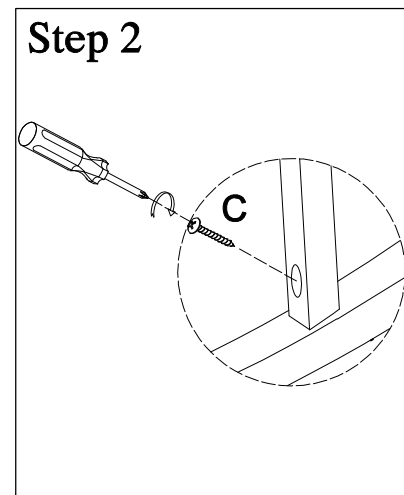
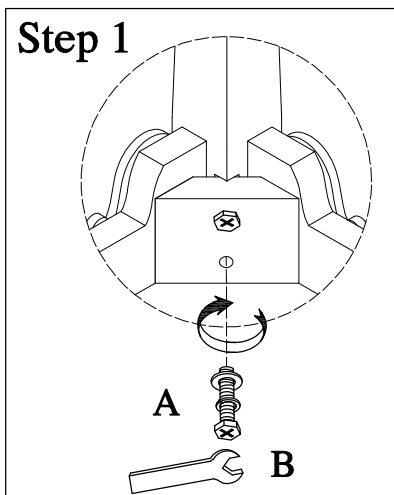
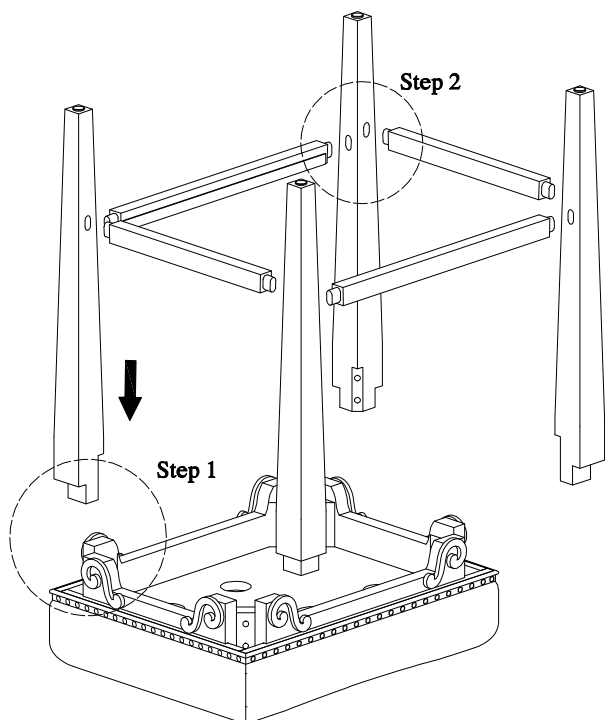


HARDWARE LIST

No.	Description		Q'ty
A		Bolt Flat washer Lock washer	8
B		Wrench	1
C		Screw	8

PARTS LIST

No.	Description	Picture	Q'ty
1	Seat frame		1
2	Left & Right legs		4
3	Metal kick plate (pre-attachment)		1
4	Front stretcher		2
5	Side Stretchers		2



Do not tighten all the bolts until final assembly step.