



ASSEMBLY INSTRUCTIONS

ITEM NO: OD8255-85 *Cntr Stool-Charthouse Charcoal*

ITEM NO: OD8305-85 *Cntr Stool-Charthouse Gray*

ITEM NO: OD8339-85 *Cntr Stool-Charthouse Nutmeg*

Thank you for purchasing this quality product. Be sure to check all packing material carefully for small parts, that may have come loose inside the carton during shipment.

TOOL REQUIRED (NOT PROVIDED):
PHILLIPS SCREW DRIVER

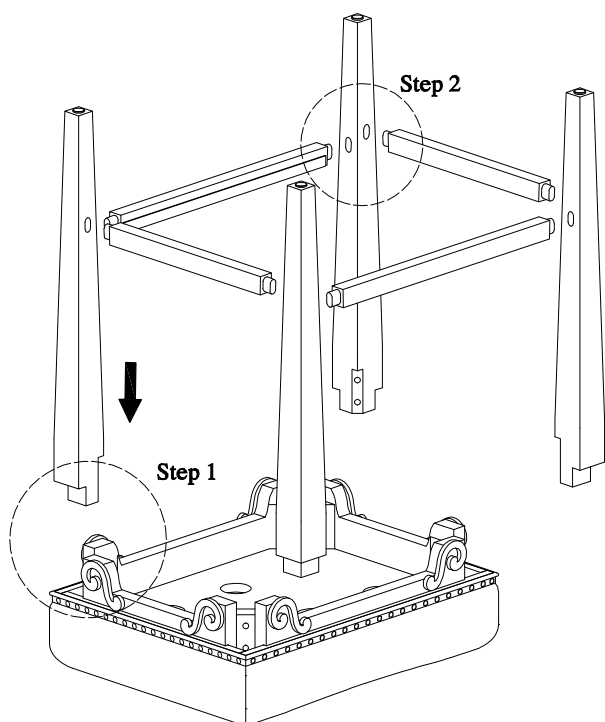
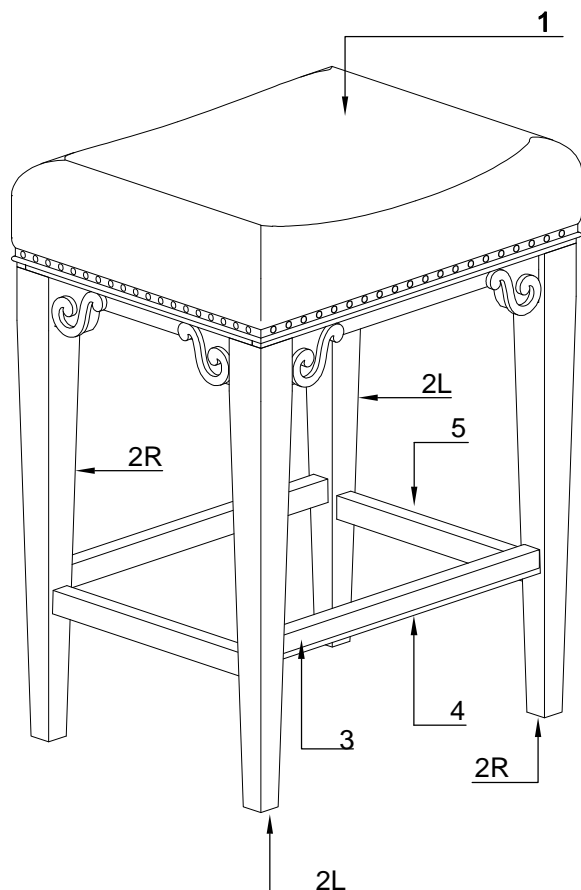


HARDWARE LIST

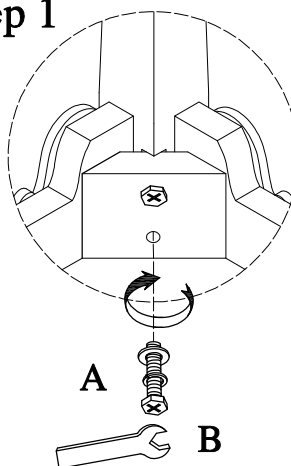
No.	Description			Q'ty
A		Bolt	Φ 1/4"*45mm	8
		Flat washer	Φ 6/Φ 19mm	
		Lock washer	Φ 6/Φ 9mm	
B		Wrench	10mm	1
C		Screw	Φ 4*40	8

PARTS LIST

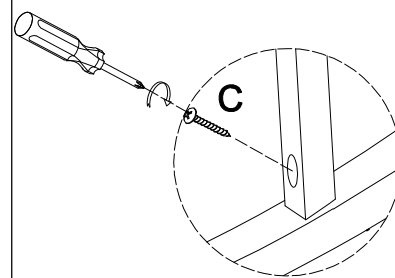
No.	Description	Picture	Q'ty
1	Seat frame		1
2	Left & Right legs		4
3	Metal kick plate (pre-attachment)		1
4	Front stretcher		2
5	Side Stretchers		2



Step 1



Step 2



Do not tighten all the bolts until final assembly step.

MADE IN VIETNAM