

ASSEMBLY INSTRUCTIONS

ITEM NO.: 3650&3651-46H/46USF/18R
 TW BOOKCASE BED W/STORAGE FOOTBOARD & RAILS -
 TRIBECA YTH

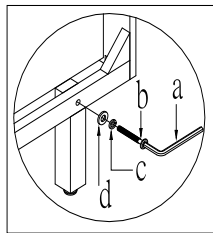
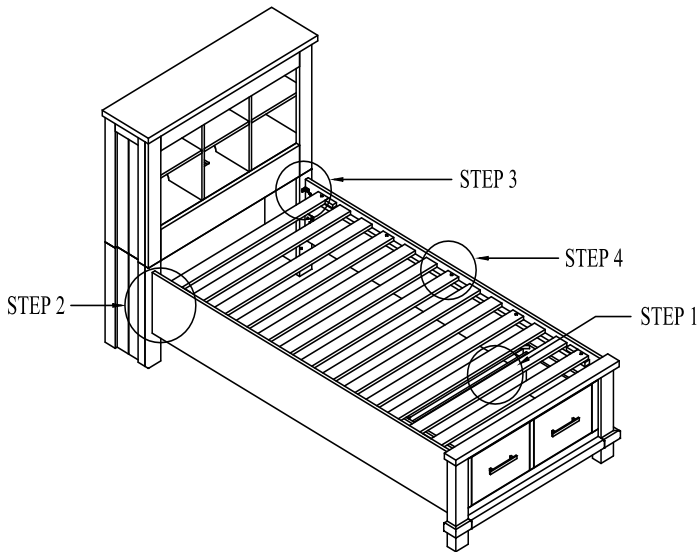
Thank you for purchasing this quality product. Be sure to check all packing material carefully for small parts that may have come loose inside the carton during shipment.

TOOLS REQUIRED (NOT PROVIDED):
 PHILLIPS SCREWDRIVER

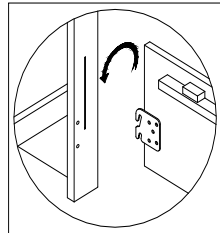


PARTS LIST

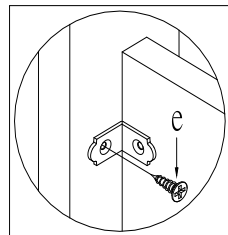
NO.	DESC	SKETCH	Q'TY
A	BOOKCASE HEADBOARD		1 PC
B	STORAGE FOOTBOARD		1 PC
C	BED SIDE RAILS		2 PCS
D	BED SLATS ROLL		1 SET
E	SUPPORT LEG		2 PCS



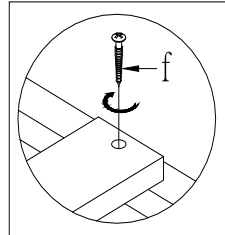
STEP 1



STEP 2



STEP 3



STEP 4

HARDWARE LIST FOR FOOTBOARD

NO.	DESCRIPTION	SKETCH	SIZE	Q'TY
a	Allen Key		4 x 74 x 29mm	1 PC
b	Bolt		ϕ 1/4" x 15 x 38mm	2 PCS
c	Spring Washer		ϕ1/4"xϕ11x 2mm T	2 PCS
d	Flat Washer		ϕ1/4"xϕ18 x 2mm T	2 PCS
e	Screw		#6*15mm	4 PCS
f	Screw		#8*30mm	10 PC
g	STRAIGHT ALLEN KEY		4*100mm	1 PC

- STEP 1: ATTACH SUPPORT LEGS (E) TO THE STORAGE FOOTBOARD (B) BY USING ALLEN KEY (a), BOLT (b), SPRING WASHER (c), FLAT WASHER (d).
 STEP 2: HANG SIDE RAILS (C) TO THE BOOKCASE HEADBOARD (A) AND STORAGE FOOTBOARD (B).
 STEP 3: SECURE SIDE RAILS (C) WITH BOOKCASE HEADBOARD (A) BY USING SCREW (e).
 STEP 4: ATTACH SLATS ROLL (D) TO SIDE RAILS (C) BY USING SCREW (f).

IMPORTANT NOTE:

- HARDWARE BAG FOR HEADBOARD IS PACKED WITH HEADBOARD.
- HARDWARE BAG FOR FOOTBOARD AND SLATS IS PACKED WITH FOOTBOARD.

Made In Vietnam