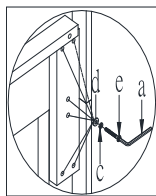
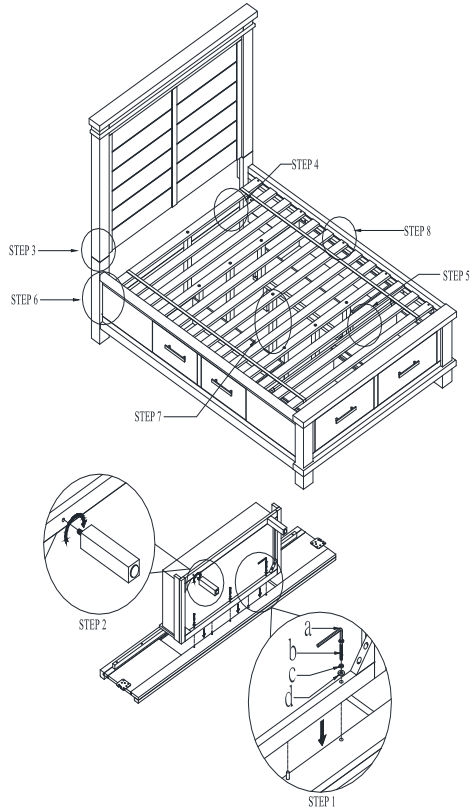




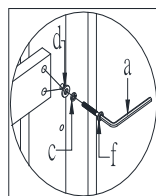
ASSEMBLY INSTRUCTIONS

ITEM NO.: 2650-21H-21USF-21USR
 QUEEN BED W/STORAGE FOOTBOARD & 2 SIDE
 STORAGE RAILS

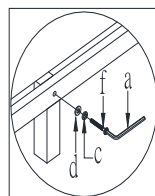
Thank you for purchasing this quality product. Be sure to check all packing material carefully for small parts that may have come loose inside the carton during shipment.



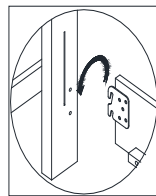
STEP 3



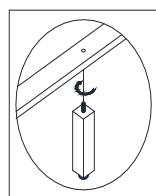
STEP 4



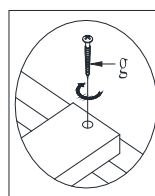
STEP 5



STEP 6



STEP 7



STEP 8

- STEP 1: ATTACH DRAWER TO THE RAIL PENAL BY USING ALLEN KEY (a), BOLT (b), SPRING WASHER (c) AND FLAT WASHER (d).
 STEP 2: ATTACH STORAGE DRAWER SUPPORT LEG (J) TO THE STORAGE RAILS (C) BY TURNING THE SUPPORT LEG CLOCKWISE.
 STEP 3: ATTACH CONNECT PANEL (H) TO HEADBOARD POST (F) AND HEADBOARD (A) BY USING ALLEN KEY (a), BOLT (b), SPRING WASHER (c) AND FLAT WASHER (d).
 STEP 4: ATTACH CROSS BAR (D) TO THE HEADBOARD POST (F) BY USING ALLEN KEY (a), BOLT (e), SPRING WASHER (c) AND FLAT WASHER (d).
 STEP 5: ATTACHED SHORT SUPPORT LEG (I) TO THE FOOTBOARD (B) BY USING ALLEN KEY (a), BOLT (f), SPRING WASHER (c) AND FLAT WASHER (d).
 STEP 6: HANG STORAGE RAILS (C) TO THE HEADBOARD POST (F) AND FOOTBOARD (B).
 STEP 7: ATTACH SUPPORT LEG (G) TO SLATS (E) BY TURNING CLOCKWISE.
 STEP 8: ATTACH SLATS (E) TO STORAGE RAILS (C) BY USING SCREW (g).

IMPORTANT NOTE:

- HARDWARE BAG FOR HEADBOARD IS PACKED WITH HEADBOARD.
- HARDWARE BAG FOR FOOTBOARD AND SLATS IS PACKED WITH FOOTBOARD.

TOOLS REQUIRED (NOT PROVIDED):
 PHILLIPS SCREWDRIVER



PARTS LIST			
NO.	DESC	SKETCH	Q'TY
A	HEADBOARD		1 PC
B	FOOTBOARD		1 PC
C	STORAGE RAILS		2 PCS
D	CROSS BAR		1 PC
E	BED SLATS ROLL		4 PCS
F	HEADBOARD POST (L + R)		2 PCS
G	LONG SUPPORT LEG		4 PCS
H	CONNECT PANEL		2 PCS
I	SHORT SUPPORT LEG		2 PCS
J	STORAGE DRAWER SUPPORT LEG		4 PCS

HARDWARE LIST FOR HEADBOARD				
NO.	DESCRIPTION	SKETCH	SIZE	Q'TY
a	Allen Key		4 x 74 x 29mm	1 PC
b	Bolt		ϕ1/4" x 15 x 45mm	12 PCS
c	Spring Washer		ϕ1/4" x ϕ11 x 2mm T	16 PCS
d	Flat Washer		ϕ1/4" x ϕ18 x 2mm T	16 PCS
e	Bolt		ϕ1/4" x 15 x 38mm	4 PCS
g	STRAIGHT ALLEN KEY		4*100mm	1 PC

HARDWARE LIST FOR FOOTBOARD AND SLATS				
NO.	DESCRIPTION	SKETCH	SIZE	Q'TY
a	Allen Key		4 x 74 x 29mm	1 PC
c	Spring Washer		ϕ1/4" x ϕ11 x 2mm T	2 PCS
d	Flat Washer		ϕ1/4" x ϕ18 x 2mm T	2 PCS
e	Bolt		ϕ1/4" x 15 x 38mm	2 PCS
f	Screw		#8 x 30mm	10 PCS
g	STRAIGHT ALLEN KEY		4*100mm	1 PC

HARDWARE LIST FOR STORAGE RAILS				
NO.	DESCRIPTION	SKETCH	SIZE	Q'TY
a	Allen Key		4 x 74 x 29mm	1 PC
b	Bolt		ϕ1/4" x 15 x 45mm	6 PCS
c	Spring Washer		ϕ1/4" x ϕ11 x 2mm T	6 PCS
d	Flat Washer		ϕ1/4" x ϕ18 x 2mm T	6 PCS
g	STRAIGHT ALLEN KEY		4*100mm	1 PC

Made In Vietnam