

ASSEMBLY INSTRUCTIONS

ITEM NO.: 2638-11

DRAWER CHEST - HANOVER

THANK YOU FOR PURCHASING THIS QUALITY PRODUCT. BE SURE TO CHECK ALL PACKING MATERIAL CAREFULLY FOR SMALL PARTS THAT MAY HAVE COME LOOSE INSIDE THE CARTON DURING SHIPMENT.



TOOLS REQUIRED (NOT PROVIDED)

PHILLIPS SCREWDRIVER

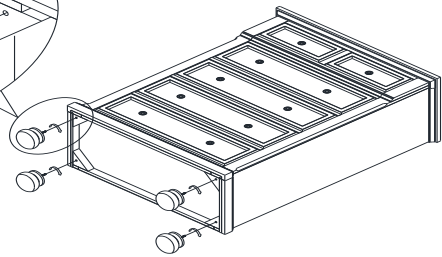
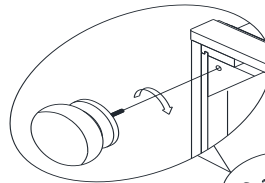
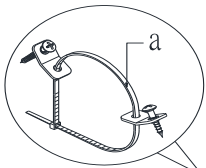


PARTS LIST:

NO	DESCRIPTION	SKETCH
A	DRAWER CHEST	
B	BUN FEET	

HARDWARE LIST:

NO	DESCRIPTION	SKETCH	SIZE
a	TIPPING RESTRAINT		



STEP 1: Attach bun feet(B) to the bottom of drawer chest(A).

Important note:

The furniture tipping restraint is stapled to the back of the unit.