




ASSEMBLY INSTRUCTIONS

ITEM NO: 195-S318-410 / 430

DESCRIPTION: DRESSER / LANDSCAPE MIRROR
FLORENCE

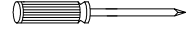
Thank you for purchasing this quality product. Be sure to check all packing material carefully for small parts that may have come loose inside the carton during shipment.

PARTS LIST:







No.	Description	Sketch	Quantity
1	Dresser		1 Pc
2	Landscape Mirror		1 Pc
3	Mirror Support		2 Pcs

TOOLS REQUIRED (NOT PROVIDED)

PHILLIPS SCREWDRIVER



HARDWARE LIST:

No.	Description	Sketch		Quantity
A	Bolt		Ø1/4 x 1-5/32"	8 Pcs
B	Spring Washer		Ø1/4	8 Pcs
C	Flat Washer		Ø1/4 x 19mm	8 Pcs
D	Allen Wrench		M4	1 Pc
E	Straight Allen Key		M4 x 100mm	1 Pc
F	Tipping Restraint			1 Set

