

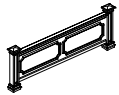







ASSEMBLY INSTRUCTIONS

ITEM NO: **A634-BR03/BR04/BR90**

**DESCRIPTION: QUEEN POSTER HEADBOARD
QUEEN POSTER FOOTBOARD
POSTER BED RAILS
CHATELET ANTIQUE TAUPE**

Thank you for purchasing this quality product. Be sure to check all packing material carefully for small parts that may have come loose inside the carton during shipment.

PARTS LIST:			
No.	Description	Sketch	Quantity
6	Queen Slats (Pack with FB)		4 Pcs
7	Slat Support (Pack with FB)		4 Pcs
8	Footboard Panel (Pack With FB)		1 Pc

9				
HARDWARE LIST OF FOOTBOARD				
No.	Description	Sketch	Size	Quantity
A	Screw		M4 x 32 mm	8 Pcs
10				
HARDWARE LIST OF RAILS				
B	Bolt		Ø5/16 x 1"	8 Pcs
C	Spring Washer		Ø5/16"	8 Pcs
D	Flat Washer		Ø5/16" x 19mm	8 Pcs
E	Wrench		12 mm	1 Pc
TOOLS REQUIRED (NOT PROVIDED)				
PHILLIPS SCREWDRIVER		