



ASSEMBLY INSTRUCTIONS

ITEM NO: 1139-6018 / 1140-6018

SIDEBOARD-ADLER BLACK

SIDEBOARD-ADLER WHITE

Thank you for purchasing this quality product .Be sure to check all packing material carefully for small parts that may have come loose inside the carton during shipment .

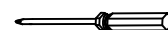
PARTS LIST :

NO.	DESCRIPTION	SKETCH	QTY
A	SIDEBOARD		1 pc
B	LEGS		4 pcs
C	BOTTOM SHELF		1 pc
D	HANGER BAR		2 pcs

HARDWARE LIST :

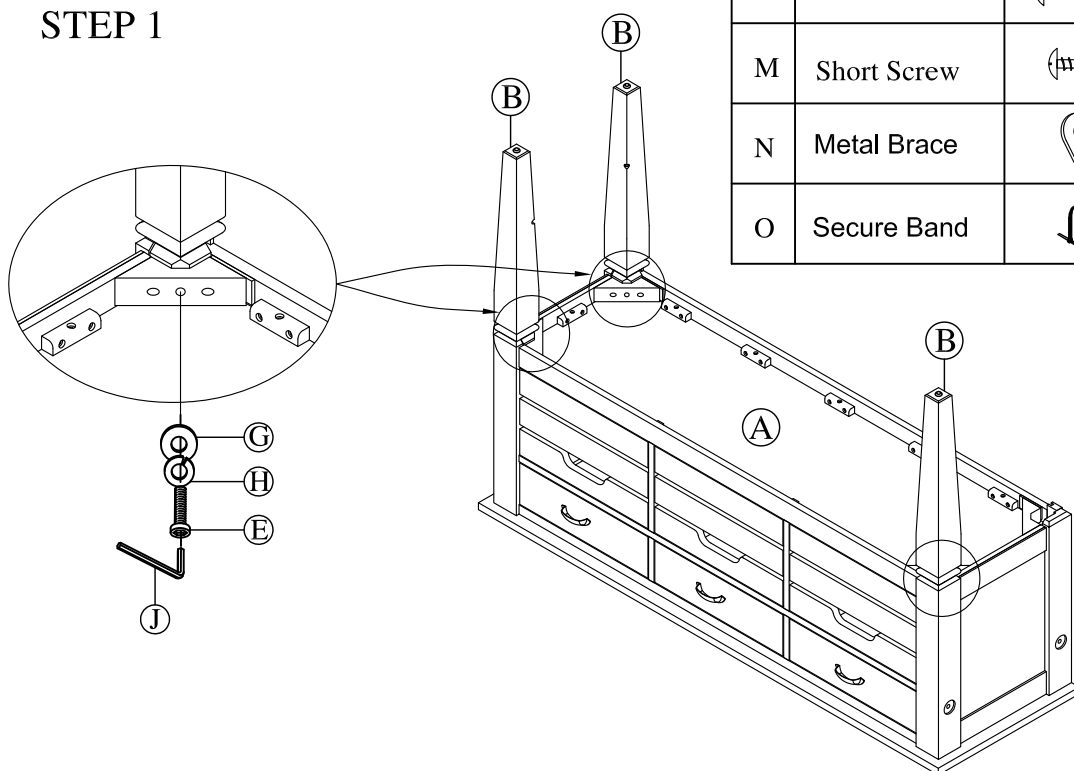
TOOLS REQUIRED (NOT PROVIDED)

Phillips Screwdriver



NO.	DESCRIPTION	SKETCH	SIZE	QTY
E	Long Bolt		φ1/4"x 50mm	4 pcs
F	Long Bolt		φ1/4"x 64mm	4 pcs
G	Flat Washer		φ5/16"x φ19mm	8 pcs
H	Spring Washer		φ5/16"x φ12mm	8 pcs
I	Screw		φ7xφ3.5x16mm	12 pcs
J	Allen Key		58x23x4mm	1 pc
K	Straight Allen key		4x80mm	1 pc
L	Long Screw		φ9 xφ4 x50mm	1 pc
M	Short Screw		φ9 xφ4 x15mm	1 pc
N	Metal Brace		300x8x5mm	2 pcs
O	Secure Band		25x13x1.5mm	1 pc

STEP 1



ASSEMBLY INSTRUCTIONS

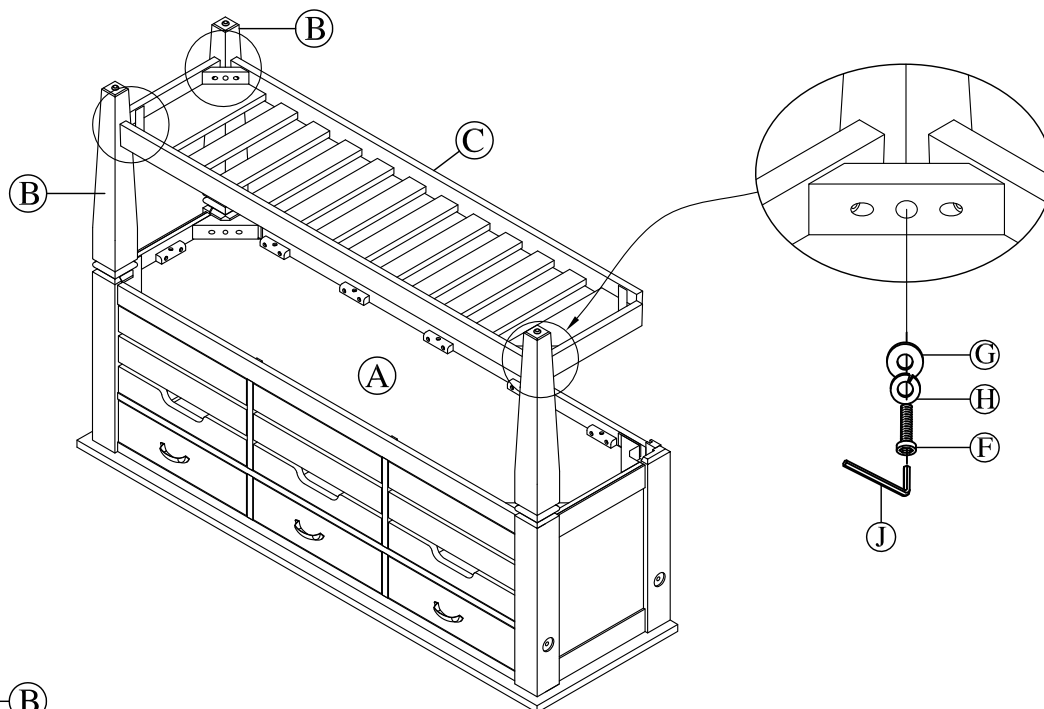
ITEM NO: 1139-6018 / 1140-6018

SIDEBORD-ADLER BLACK

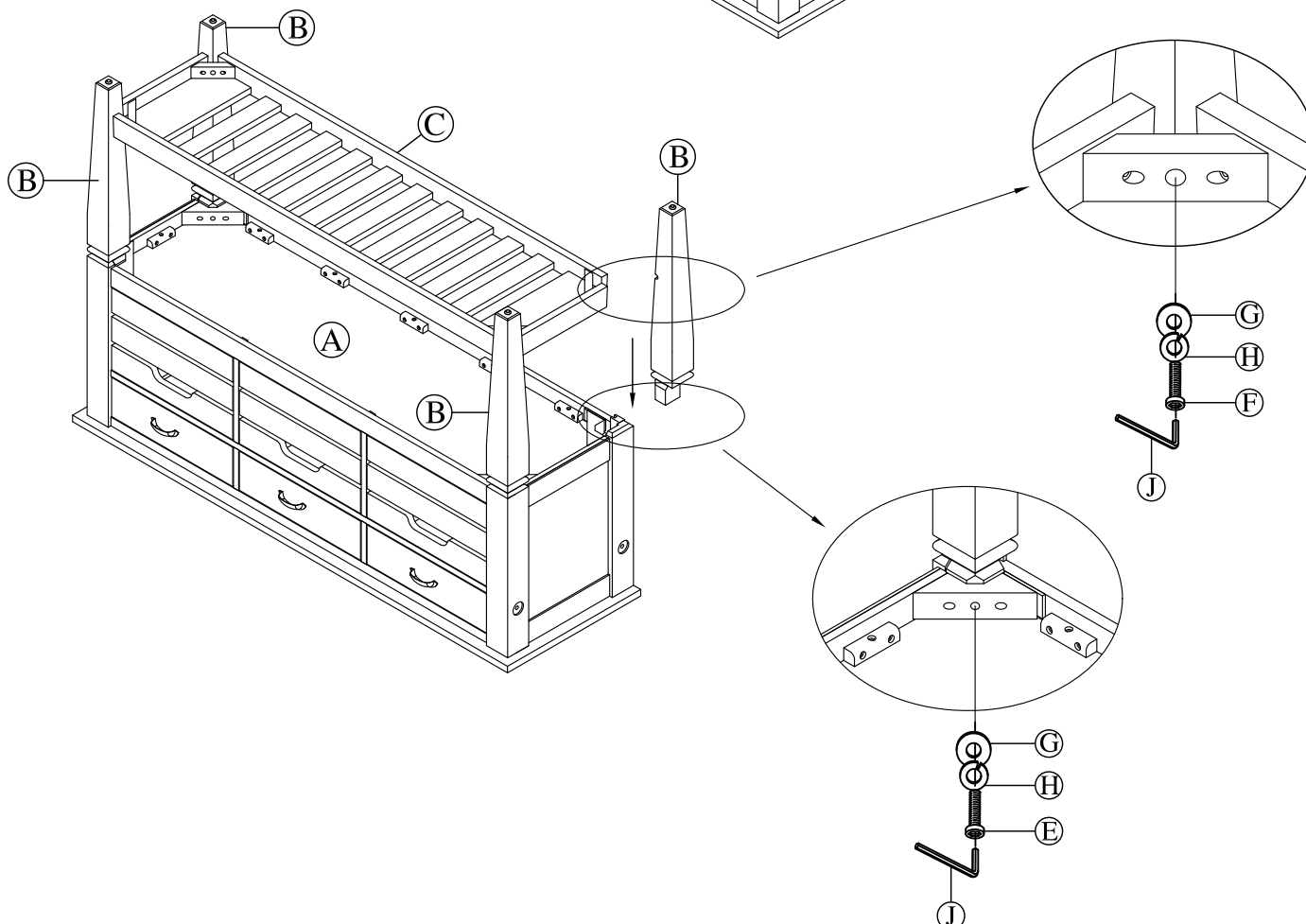
SIDEBORD-ADLER WHITE

Thank you for purchasing this quality product .Be sure to check all packing material carefully for small parts that may have come loose inside the carton during shipment .

STEP 2



STEP 3



ASSEMBLY INSTRUCTIONS

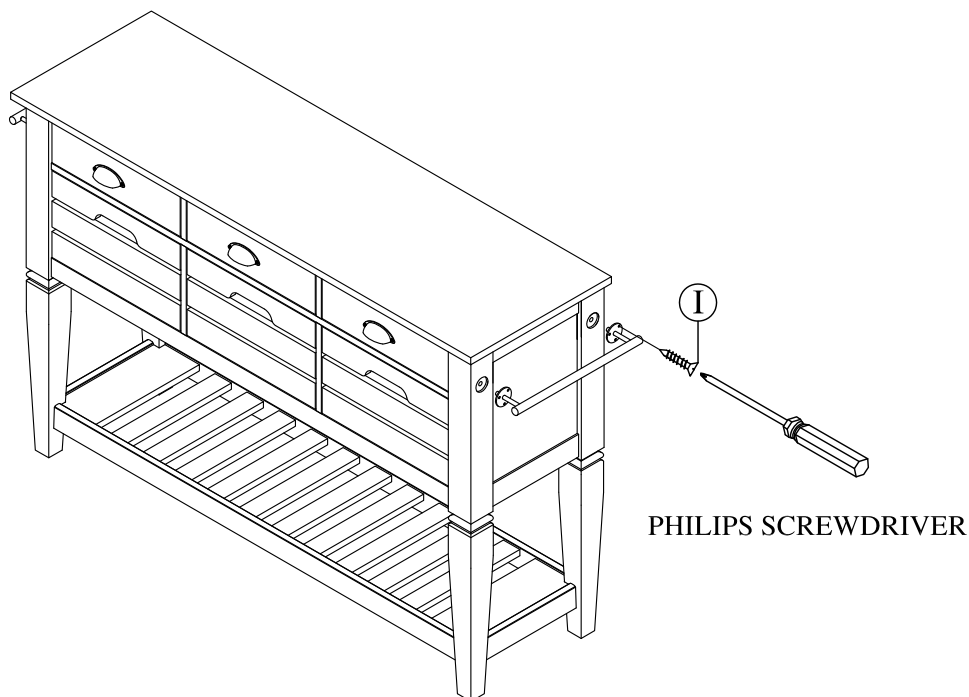
ITEM NO: 1139-6018 / 1140-6018

SIDEBOARD-ADLER BLACK

SIDEBOARD-ADLER WHITE

Thank you for purchasing this quality product .Be sure to check all packing material carefully for small parts that may have come loose inside the carton during shipment .

STEP 4



STEP 5

