

ASSEMBLY INSTRUCTIONS

Item No: 61465

Description: 5-DRWR CHEST - LANGHAM NATURAL

Item No: 61565

Description: 5-DRWR CHEST - LANGHAM WHITE

Item No: 61665

Description: 5-DRWR CHEST - LANGHAM BLACK



Thank you for purchasing this quality product. Be sure to check all packing material carefully for small parts that may have come loose inside the carton during shipment.

ASSEMBLY PROCEDURE:


Step 1. Place the Chest (A) on its back, on a clean and soft surface. Attach the Bun Feet (B) to the bottom corners of the Chest.

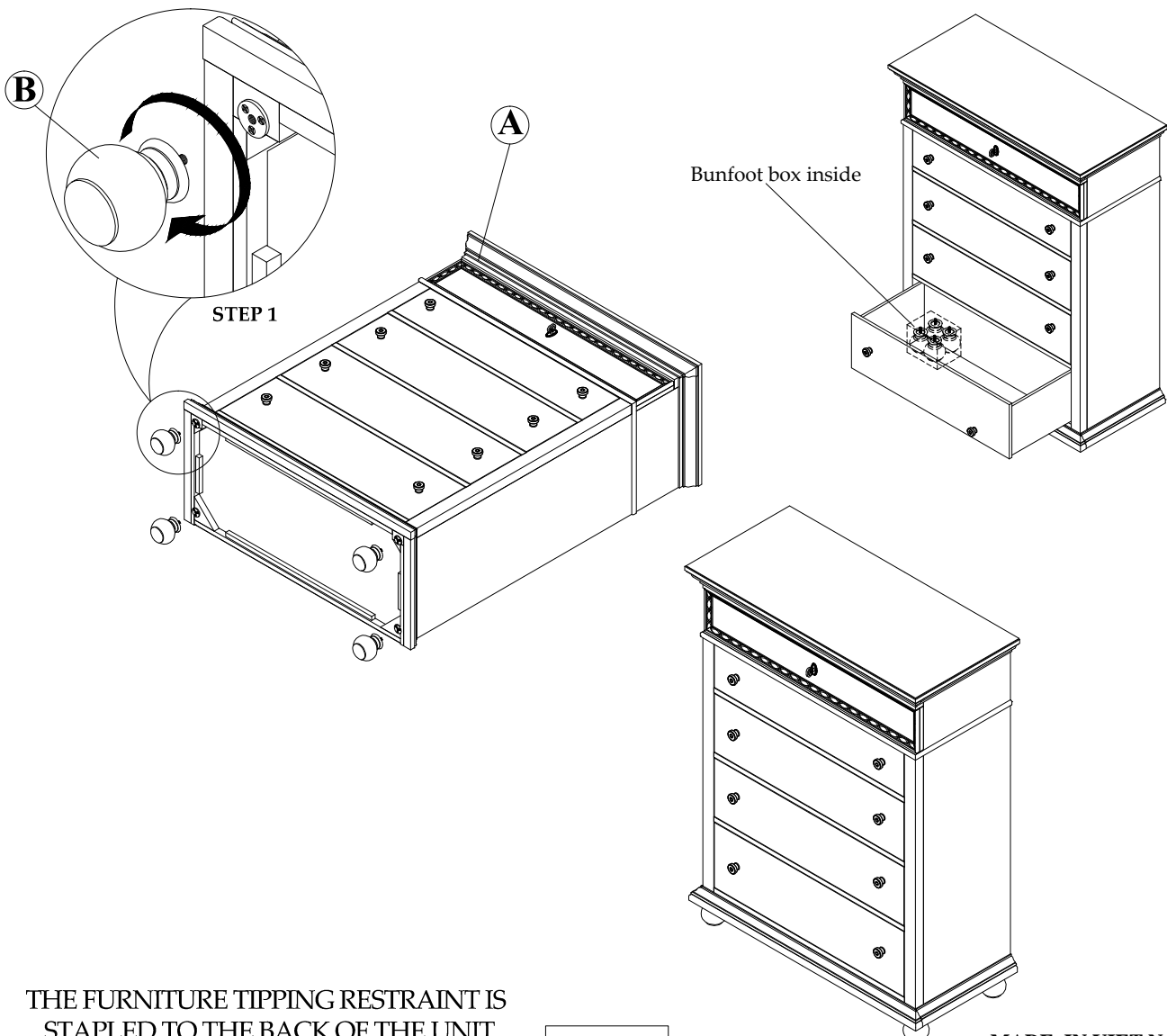
Step 2. Carefully set the Chest upright.

PARTS LIST:

| No. | Description | Sketch | Quantity |
|-----|----------------|---|----------|
| A | 5-Drawer Chest |  | 1 pc |
| B | Bun Foot |  | 4 pcs |

HARDWARE LIST:

| No. | Description | Sketch | Quantity |
|-----|------------------------|---|----------|
| C | Anti-Tip Restraint Kit |  | 1 set |



THE FURNITURE TIPPING RESTRAINT IS STAPLED TO THE BACK OF THE UNIT.